



Dump bodies
Salt spreaders
Parts et accessoires

CATALOG 2025



LET'S BUILD QUALITY TOGETHER

www.lanau-industries.com

info@lanauindustries.com

1. MOUNTING KITS

MOUNTING KITS.....	4
QUICK ATTACH MOUNTING KITS.....	7
QUICK ATTACH CRADLES & HINGES.....	8
HINGES.....	9
QUICK ATTACH SYSTEMS.....	10
OIL TANKS.....	11
HYDRAULIC ACCESSORIES.....	13
CRADLES.....	14
CYLINDER BLOCKS.....	16

2. TELESCOPIC CYLINDERS

MINIMUM HEIGHT REQUIRED FOR BODY FRONT.....	19
MASTER MODEL.....	20
MAILHOT M MODELS.....	21
MAILHOT C & CS MODELS.....	22

3. TARPS SYSTEMS

TARPS PRICE.....	23
MANUAL.....	24
ELECTRIC.....	29
SPRINGS KIT.....	33
AIR.....	36
TARP STEEL ROLL FOR AIR SYSTEMS.....	39
AERO SYSTEM.....	40

4. TAILGATES

FRONT MODELS.....	47
TAILGATE MODELS.....	48
WESTERN DOORS.....	50
COAL DOORS.....	51
CAB SHEILD MODELS.....	53
BARN DOOR SYSTEM.....	56
AUTOMATIC OPENING.....	60
HIGH LIFT TAILGATE.....	62

5- BUMPER & TAILGATE LATCHES

(OLD MODEL).....	64
STANDARD	65
ASPHALT MODEL.....	66
BOLTED ON ASPHALT APRONS.....	67

6- ACCESSORIES

SIMPLE	69
DOUBLE	70
HEAT KIT.....	71
MUD FLAPS.....	72
LADDERS & STEPS.....	73
SHOVEL & OTHERS.....	74
LIGHT KITS.....	75
VIBRATOR KIT.....	78
HITCH KIT.....	79
ROLL OFF SYSTEM.....	80
WARNING LABELS.....	81



H & Q SERIES SALT SPREADERS & 4 SEASONS

7- SALT SPREADERS (OLD ONE)

COMPONENTS.....	95
FRONT CONVEYOR.....	97
CENTRAL CONVEYOR.....	98
SPROCKETS, BEARINGS & SHAFTS.....	99
HYDRAULIC COMPONENTS.....	100
CHAIN, JACK & SPINNER.....	101
CONVEYOR / GUARDS.....	102
MUNICIPAL WIRING / HARNESS KIT.....	103

8- SALT SPREADERS DEFROST **NEW**

COMPONENTS.....	104
FRONT CONVEYOR.....	107
CENTRAL CONVEYOR.....	108
SPROCKETS, BEARINGS & SHAFTS.....	109
HYDRAULIC COMPONENTS.....	110
CHAIN, JACK & SPINNER.....	111
CONVEYOR / GUARDS.....	112
MUNICIPAL WIRING / HARNESS KIT.....	114

9- 4 SEASONS (Q SERIES)

COMPONENTS.....	115
FRONT CONVEYOR.....	120
CENTRAL CONVEYOR.....	121
SPROCKETS, BEARINGS & SHAFTS.....	122
HYDRAULIC COMPONENTS.....	123
CHAIN, JACK & SPINNER.....	124
CONVEYOR / GUARDS.....	125
MUNICIPAL WIRING / HARNESS KIT.....	126

10- BUSHINGS

S SERIES.....	127
TRAILERS.....	128


11- SHAFTS

S SERIES.....	129
TRAILERS.....	130



S SERIES

MOUNTING KITS



6-8 ton/KIT			11-0001
ITEM	QTY	DESCRIPTION	LANAU #
A	1	HINGE	11-03-0001
B	1	SILL REINFORCEMENTS (4)	11-03-0022
C1	1	OIL TANK 10 GALLONS	11-04-0001
D	1	CRADLE	11-01-0001
E	1	22 in CRADLE ANGLES (2)	11-01-0020
F	1	CYLINDER BLOCK KIT (RH/LH)	11-02-0001
G	1	HEX. BOLT S 1-8NC X 2-1/2 in & NUTS (4)	15-05-0002-4
H	1	ANGLE 4 in X 4 in X 3/8 in X 12 in (2)	11-04-112-07

24 ton/KIT			11-0006
ITEM	QTY	DESCRIPTION	LANAU #
A	1	HINGE	11-03-0002
B	1	SILL REINFORCEMENTS (4)	11-03-0022
C2	1	RECTANGULAR OIL TANK 16 GALLONS	11-04-112-16G
D	1	CRADLE	11-01-0002
E	1	22 in CRADLE ANGLES (2)	11-01-0020
F	1	CYLINDER BLOCK KIT (RH/LH)	11-02-0002
G	1	HEX. BOLTS 1-8NC X 2-1/2 in & NUTS (6)	15-05-0002-6
H	1	ANGLE 4 in X 4 in X 3/8 in X 12 in (2)	11-04-112-07


5291, Chemin du lac, St-Gabriel-de-Brandon (Québec) J0K 2N0 450-835-1777

lanau-industries.com



S SERIES

MOUNTING KITS



35 ton/KIT			11-0003
ITEM	QTY	DESCRIPTION	LANAU #
A	1	HINGE	11-03-0003
B	1	SILL REINFORCEMENTS (4)	11-03-0022
C	1	RECTANGULAR OIL TANK 16 GALLONS	11-04-112-16G
D	1	CRADLE	11-01-0003
E	1	22 in CRADLE ANGLES (2)	11-01-0020
F	1	CYLINDER BLOCK KIT (RH/LH)	11-02-0003
G	1	HEX. BOLTS 1-8NC X 2-1/2 in & NUTS (6)	15-05-0002-6
H	1	ANGLE 4 in X 4 in X 3/8 in X 12 in (2)	11-04-112-07

45 ton/KIT			11-0004
ITEM	QTY	DESCRIPTION	LANAU #
A	1	HINGE	11-03-0003
B	1	SILL REINFORCEMENTS (4)	11-03-0022
C	1	RECTANGULAR OIL TANK 28 GALLONS	11-04-112
D	1	CRADLE	11-01-0004
E	1	22 in CRADLE ANGLES (2)	11-01-0021
F	1	CYLINDER BLOCK KIT (RH/LH)	11-02-0004
G	1	HEX. BOLTS 1-8NC X 2-1/2 in & NUTS (6)	15-05-0002-6
H	1	ANGLE 4 in X 4 in X 3/8 in X 12 in (2)	11-04-112-07


5291, Chemin du lac, St-Gabriel-de-Brandon (Québec) J0K 2N0 450-835-1777

Lanau-industries.com

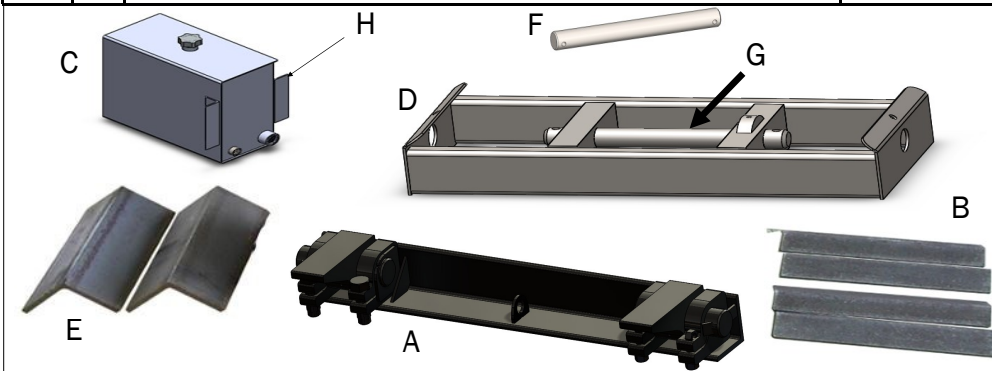


S SERIES

MOUNTING KITS

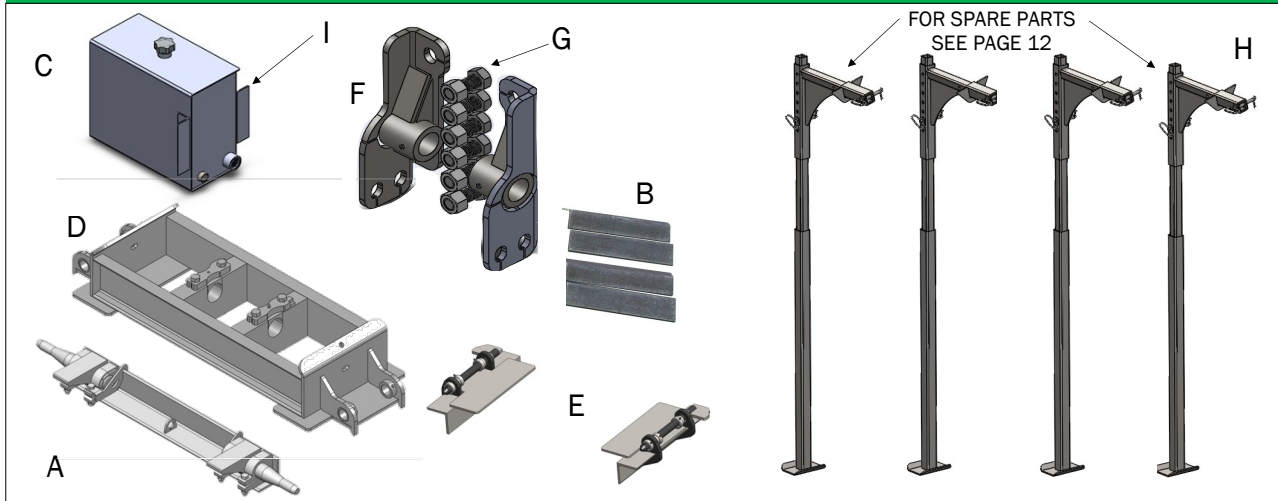


50 ton/KIT			11-0005
ITEM	QTY	DESCRIPTION	LANAU #
A	1	HINGE	11-03-0004
B	1	SILL REINFORCEMENTS (4)	11-03-0022
C	1	RECTANGULAR OIL TANK 33 GALLONS	11-04-112-33G
D	1	CRADLE	11-01-0005
E	1	22 in CRADLE ANGLES (2)	11-01-0021
F	1	CYLINDER BLOCK KIT (RH/LH)	11-02-0005
G	1	HEX. BOLTS 1-8NC X 2-1/2 in & NUTS (6)	15-05-0002-6
H	1	ANGLE 4 in X 4 in X 3/8 in X 12 in LG. (2)	11-04-112-07



60 ton/KIT PIN TO PIN			11-0015
ITEM	QTY	DESCRIPTION	LANAU #
A	1	HINGE	11-03-0004
B	1	SILL REINFORCEMENTS (4)	11-03-0022
C	1	RECTANGULAR OIL TANK 33 GALLONS	11-04-112-33G
D	1	CRADLE	11-01-0022
E	1	22 in CRADLE ANGLES (2)	11-01-0021
F	1	UPPER PIN DOG HOUSE PIN TO PIN 19" STEEL 1045	11-02-0011-2
G	1	LOWER PIN KIT 16 1/2" STEEL 1045	11-02-0011-3
H	1	ANGLE 4 in X 4 in X 3/8 in X 12 in LG. (2)	11-04-112-07

S SERIES



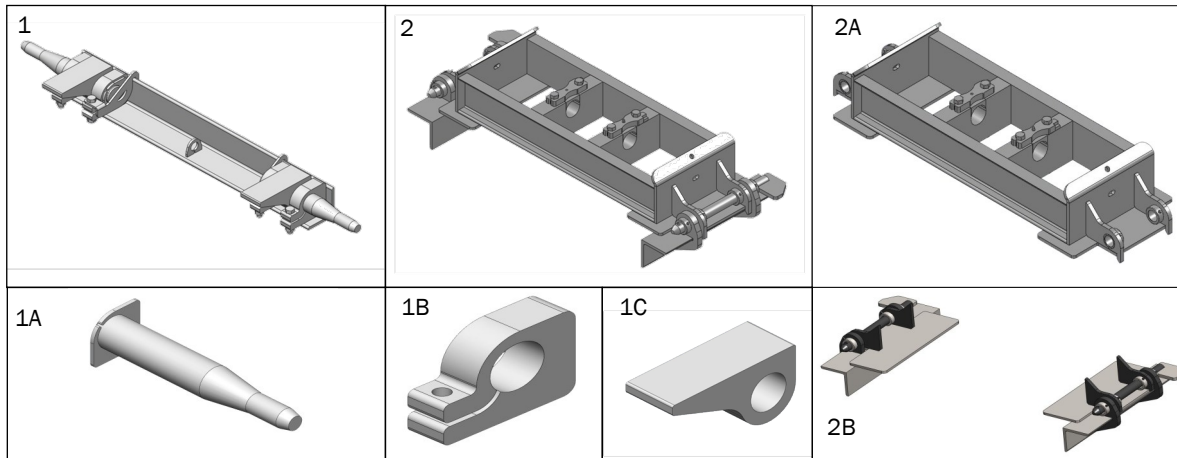
QUICK ATTACH MOUNTING KITS

35 ton/KIT			11-0013
ITEM	QTY	DESCRIPTION	LANAU #
A	1	QUICK ATTACH HINGE	11-03-0040
B	1	SILL REINFORCEMENTS (4)	11-03-0022
C	1	RECTANGULAR OIL TANK 28 GALLONS	11-04-112
D	1	QUICK ATTACH CRADLE	11-01-0032
E	1	QUICK ATTACH CRADLE INSTALLATION KIT	11-01-0033
F	1	CYLINDER BLOCK KIT (RH/LH)	11-02-0003
G	1	HEX. BOLTS 1-8NC X 2-1/2 in & NUTS (6)	15-05-0002-6
H	1	QUICK ATTACH SYSTEM KIT (4 LEGS)	11-21-0001
I	1	ANGLE 4 in X 4 in X 3/8 in X 12 in (2)	11-04-112-07

45 ton/KIT			11-0014
ITEM	QTY	DESCRIPTION	LANAU #
A	1	QUICK ATTACH HINGE	11-03-0040
B	1	SILL REINFORCEMENTS (4)	11-03-0022
C	1	RECTANGULAR OIL TANK 28 GALLONS	11-04-112
D	1	QUICK ATTACH CRADLE	11-01-0034
E	1	QUICK ATTACH CRADLE INSTALLATION KIT	11-01-0035
F	1	CYLINDER BLOCK KIT (RH/LH)	11-02-0004
G	1	HEX. BOLTS 1-8NC X 2-1/2 in & NUTS (6)	15-05-0002-6
H	1	QUICK ATTACH SYSTEM KIT (4 LEGS)	11-21-0001
I	1	ANGLE 4 in X 4 in X 3/8 in X 12 in (2)	11-04-112-07

S SERIES

QUICK ATTACH CRADLES & HINGES



1) QUICK ATTACH HINGE

LANAU #

35T / 45T	QUICK ATTACH HINGE	11-03-0040
-----------	--------------------	------------

1A) PIN / QUICK ATTACH HINGE

35T / 45T	2-1/4 in DIA.	11-03-0040-2
-----------	---------------	--------------

1B) STANDARD FIXED HINGE

35T / 45T	1-1/2 in X 4 in Long (WITH ADJUSTMENT BOLT)	11-03-0015
-----------	---	------------

1C) PIVOT STANDARD

35T / 45T	3 in X 7-7/8 in Long	11-03-0016
-----------	----------------------	------------

2) QUICK ATTACH CRADLE KIT

35T	19 in QUICK ATTACH CRADLE (2 ANGLES INCLUDED)	11-01-0032
45T	21 in QUICK ATTACH CRADLE (2 ANGLES INCLUDED)	11-01-0034

2A) QUICK ATTACH CRADLE

35T	(1) QUICK ATTACH CRADLE	11-01-0032A
45T	(1) QUICK ATTACH CRADLE	11-01-0034A

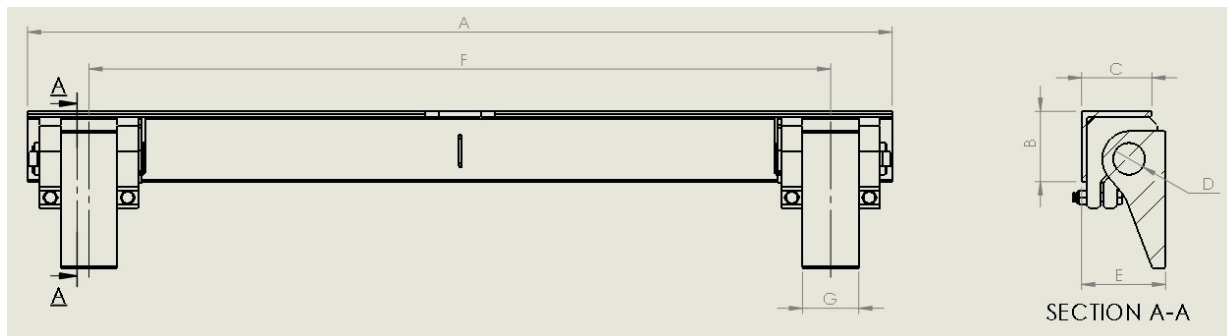
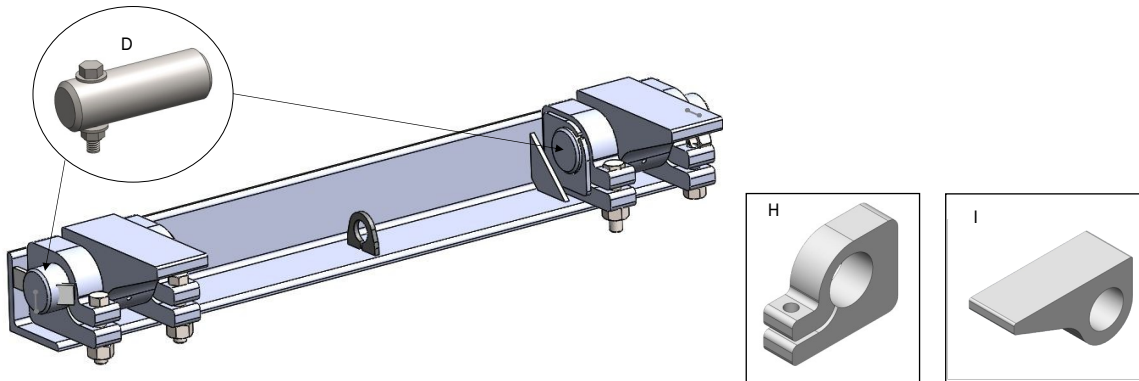
2B) QUICK ATTACH CRADLE ANGLE

35T	(1) SUPPORT FOR QUICK ATTACH BASE	11-01-0033
45T	(1) SUPPORT FOR QUICK ATTACH BASE	11-01-0035

S SERIES

HINGES

Tons	LANAU #	A	B	C	D	E	F	G
6-8	11-03-0001	40"	3"	3"	1 1/4"	4 1/8"	30 1/2"	1"
24	11-03-0002	36 1/2"	4"	4"	1 7/8"	4 15/16"	30 1/2"	2"
35-45	11-03-0003	38 1/2"	4"	4"	2 1/4"	5"	30 1/2"	3"
50	11-03-0004	39 1/4"	5"	5"	2 1/4"	5 31/32"	30 1/2"	4"



(D) HINGE PIN

TONS	LANAU #	DIMENSIONS
6-8	11-03-0007	1 1/4"Ø X 2 3/4" LG.
24	11-03-0013	1 7/8"Ø X 4 7/8" LG.
35-45	11-03-0017	2 1/4"Ø X 7" LG.
50	11-03-0020	2 1/4"Ø X 8" LG.

(H) FIXED HINGE

TONS	LANAU #
6-8	11-03-0005
24	11-03-0011
35-45	11-03-0015
50	11-03-0018

(I) PIVOT

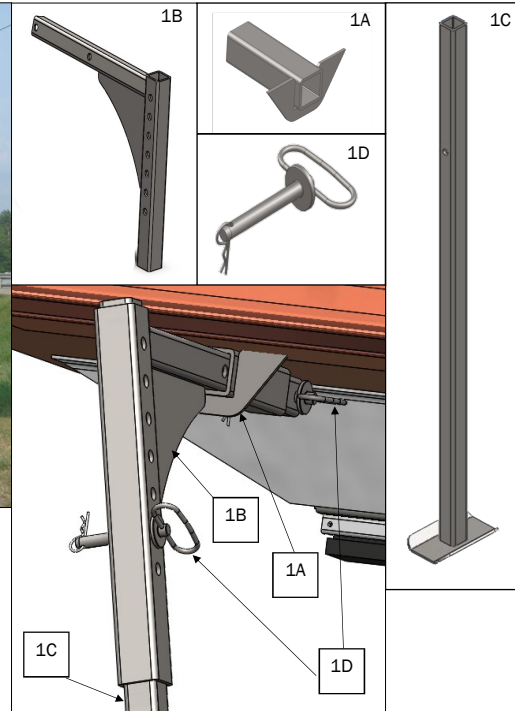
TONS	LANAU #
6-8	11-03-0006
24	11-03-0012
35-45	11-03-0016
50	11-03-0019

S SERIES

QUICK ATTACH SYSTEMS



1



1) QUICK ATTACH SYSTEM KIT

LANAU #

	(4) SLIDE TUBES, (4) ADJUSTABLE ELBOWS, (4) LEGS & (8) 5/8 in LOCK PINS INCLUDED	11-21-0001
--	--	------------

1A) SLIDE TUBE

		11-21-0001-1
--	--	--------------

1B) ADJUSTABLE ELBOW

		11-21-0001-4
--	--	--------------

1C) LEG

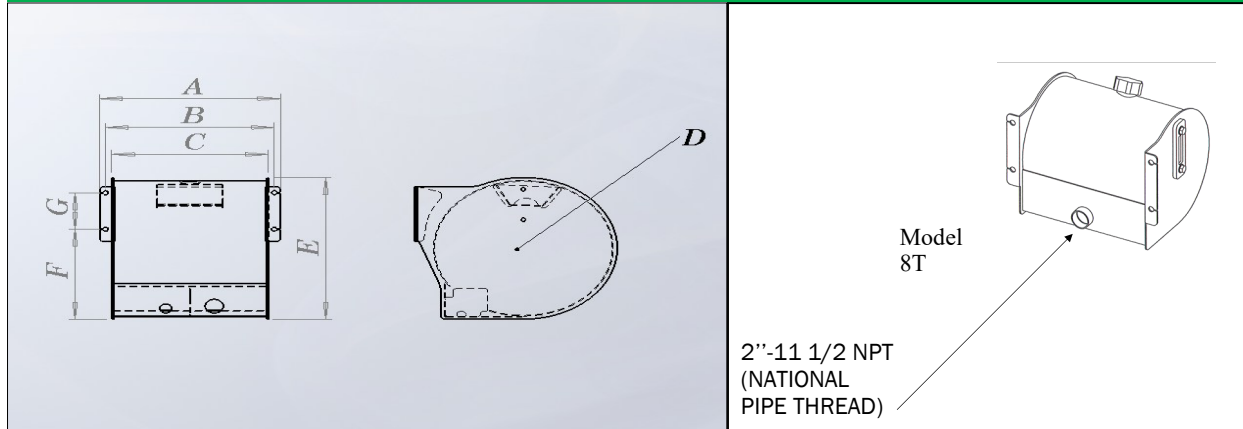
		11-21-0001-9
--	--	--------------

1D) LOCK PIN

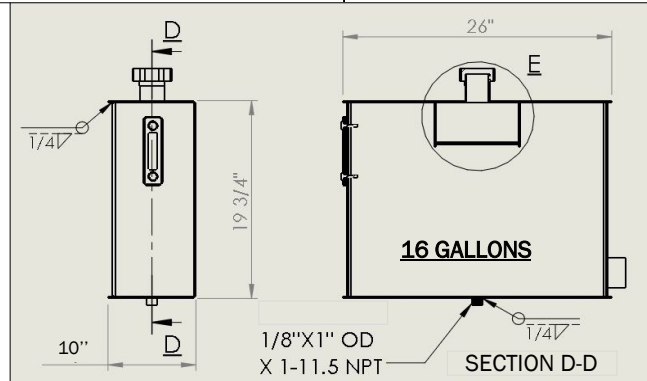
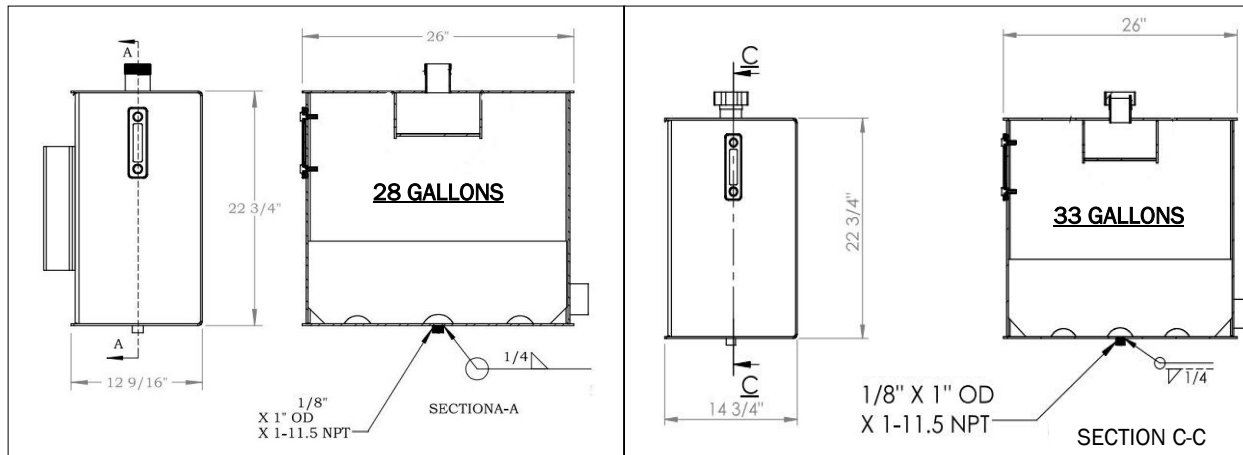
	5/8 in DIA. WITH CLIP	15-04-0150
--	-----------------------	------------

S SERIES

OIL TANKS



Tons	LANAU #	Liters	US Gallons	A	B	C	D	E	F	G
6-8	11-04-0001	37	10	19 3/8"	17 7/8"	16 3/8"	13 1/4"	14 3/16"	5 3/4"	6"



		LANAU #
24T-35T	16 GAL RECTANGULAR STEEL TANK	11-04-112-16G
45T	28 GAL RECTANGULAR STEEL TANK	11-04-112
50T	33 GAL RECTANGULAR STEEL TANK	11-04-112-33G

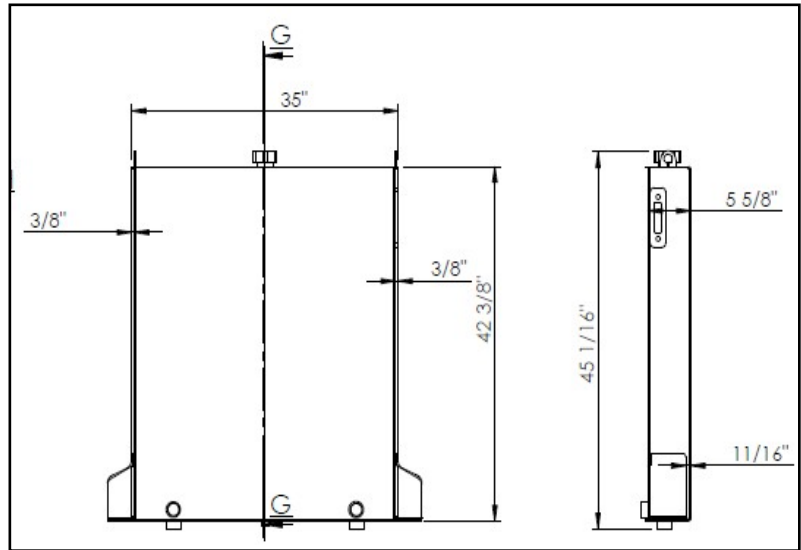
5291, Chemin du lac, St-Gabriel-de-Brandon (Québec) J0K 2N0 450-835-1777

lanau-industries.com



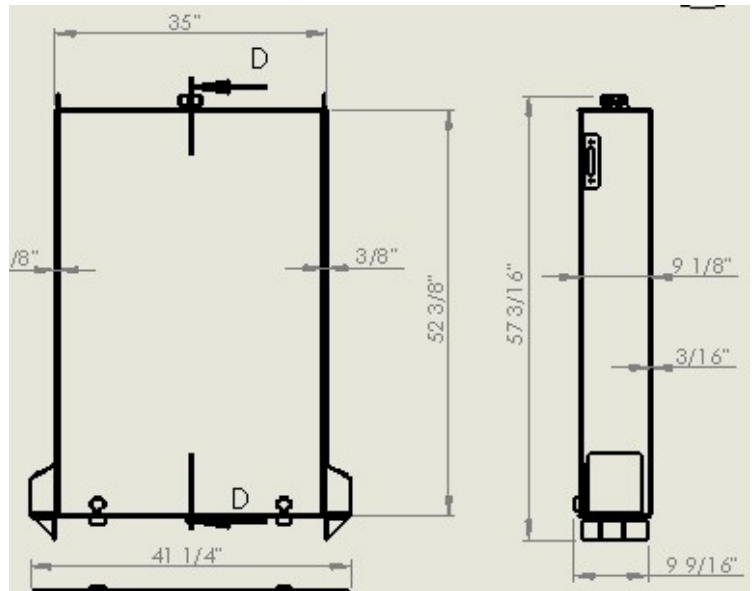

S SERIES

OIL TANKS (TANK INSIDE)



LANAU #

32 GAL NARROW STEEL TANK	11-04-0100
32 GAL NARROW ALUMINIUM TANK	11-04-0101



LANAU #


60 GAL NARROW STEEL TANK	11-04-0100-60G
--------------------------	----------------

S SERIES

HYDRAULICS ACCESSORIES



REDUCER INCLUDED WITH 90° ELBOW MALE FOR 24-35T



1) CAP

LANAU #

	SCREW CAP	15-04-0003
--	-----------	------------

2) GAUGE

	SIGHT TEMPERATURE	15-04-0004
--	-------------------	------------

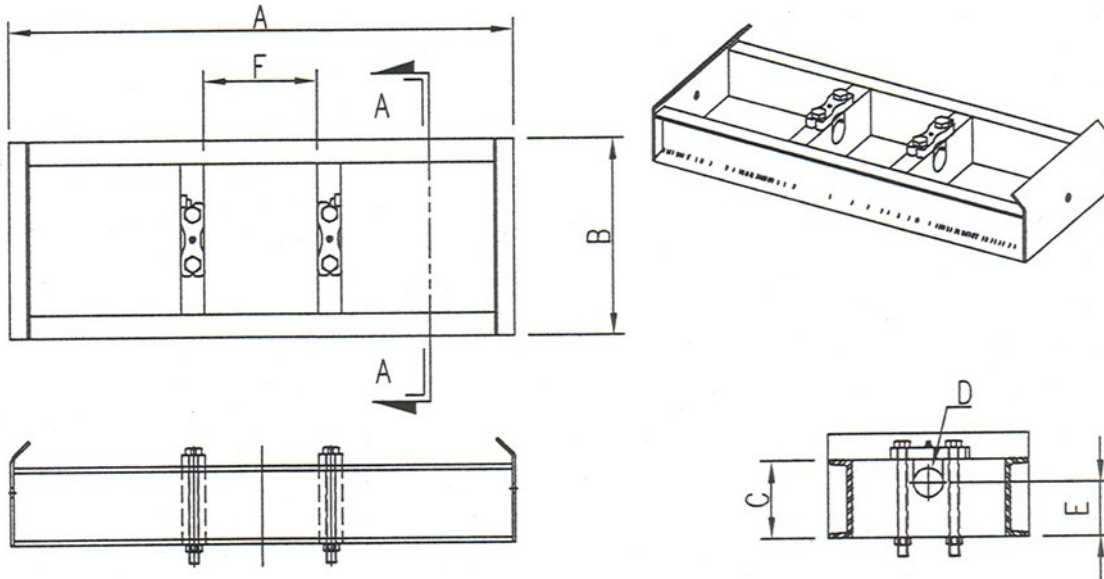
3) 90° ELBOW MALE FOR HYDRAULIC HOSE

3A	90° ELBOW MALE 7/8" - 3/4" FOR 6-8T	15-01-0003
3B	90° ELBOW MALE 1 1/16" - 3/4" FOR 24-35T	15-01-0004
3C	90° ELBOW MALE 1 5/16" - 1" FOR 45-50T	15-01-0005

4) REDUCER

	REDUCER 1" TO 3/4" (24-35T)	15-01-0006
--	-----------------------------	------------

S SERIES

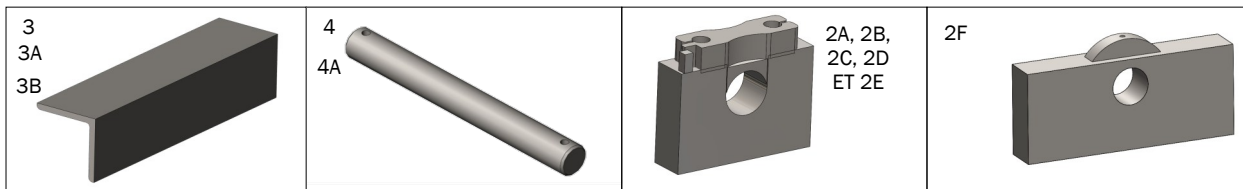
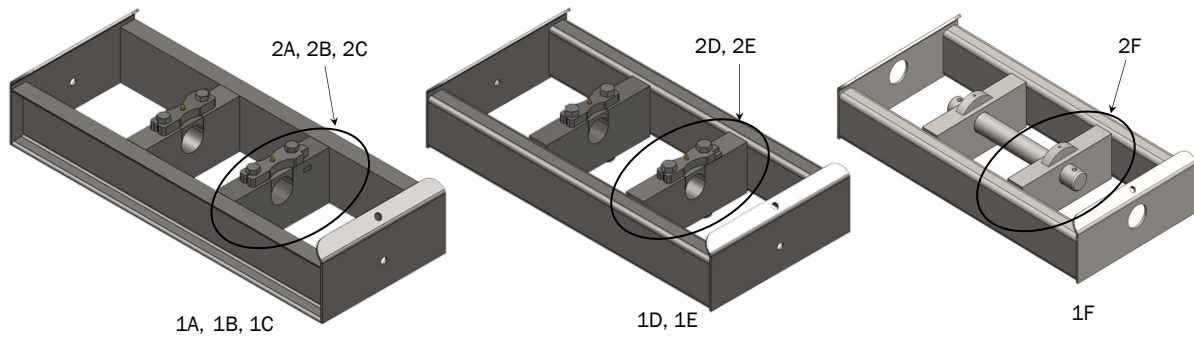


CRADLES

Tons	LANAU #	A	B	C	D	E	F
6-8	11-01-0001	32 5/16"	9"	4"	1 7/8"	2 3/4"	5"
24	11-01-0002	32 5/16"	12 1/4"	4"	1 7/8"	2 3/4"	6"
35	11-01-0003	32 5/16"	13"	4"	1 7/8"	2 3/4"	7 1/8"
45	11-01-0004	32 5/16"	15"	4"	2 1/4"	2 1/2"	8 1/8"
50	11-01-0005	32 7/16"	15 3/4"	5"	2 1/4"	3 1/2"	9"
60T pin to pin	11-01-0022	32 5/16"	16"	5"	2"	3 1/2"	9 1/2"

S SERIES

CRADLES



1) CRADLE

LANAU

1A	6-8T	11-01-0001
1B	24T	11-01-0002
1C	35T	11-01-0003
1D	45T	11-01-0004
1E	50T	11-01-0005
1F	60T PIN TO PIN	11-01-0022

2) REPLACEMENT BRACE

2A	6-8T (1-1/2 in X 6 in LG.) EACH	11-01-0008
2B	24T (1-1/2 in X 9 in LG.) EACH	11-01-0010
2C	35T (1-1/2 in X 9-3/4 in LG.) EACH	11-01-0012
2D	45T (2 in X 11 in LG.) EACH	11-01-0015
2E	50T (2 in X 11-3/4 in LG.) EACH	11-01-0018
2F	60T PIN TO PIN (2 in X 5 in X 9-1/2 in LG.) EACH	11-01-0022-2

3) CRADLE CHASSIS ANGLE

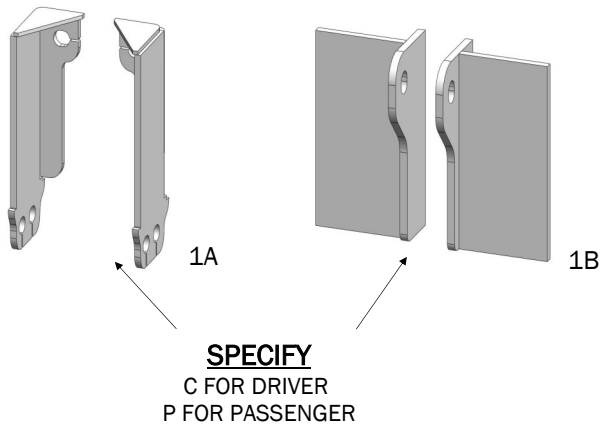
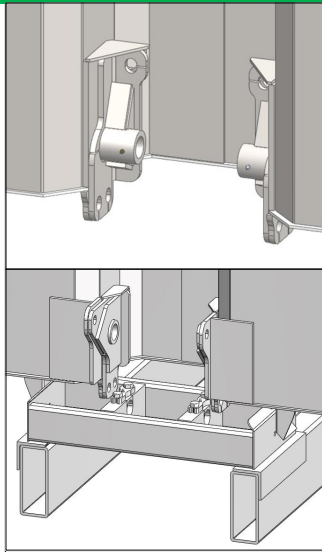
3A	8T TO 35T (4 in X 4 in X 3/8 in X 22 in LG.)	11-01-0020
3B	45T-60T (4 in X 4 in X 3/8 in X 22 in LG.)	11-01-0021

4) PIN

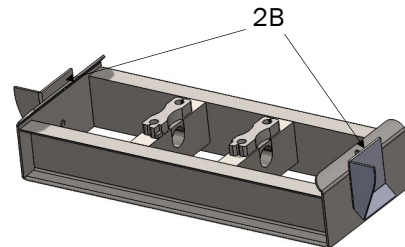
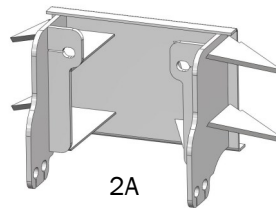
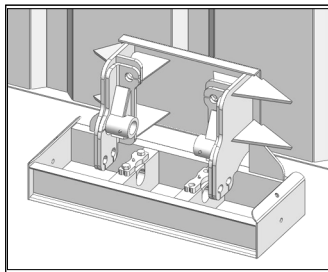
4A	LOWER PIN KIT 16 1/2" STEEL 1045	11-02-0011-3
4B	UPPER PIN DOG HOUSE PIN TO PIN 19" STEEL 1045	11-02-0011-2

S SERIES

CYLINDER BRACKETS



INSIDE CYLINDER BLOCK SYSTEM
FOR 50T HYVA HOIST



OUTSIDE CYLINDER BLOCK SYSTEM

1) INSIDE CYLINDER BLOCK BRACKETS

LANAU #

1A	8 TO 50T / FOR MAILHOT & HYVA CYLINDER	11-02-0018C OR P
1B	50T / FOR HYVA CYLINDER ONLY	11-02-0044C OR P

2) OUTSIDE CYLINDER BLOCK BRACKETS

2A	CYLINDER BLOCK BRACKET	11-02-0025
2B	3/8 in DUMP BODY GUIDE (CYLINDER BASE EXCLUDED) EACH	10-01-0026-1

3) HARDWARE

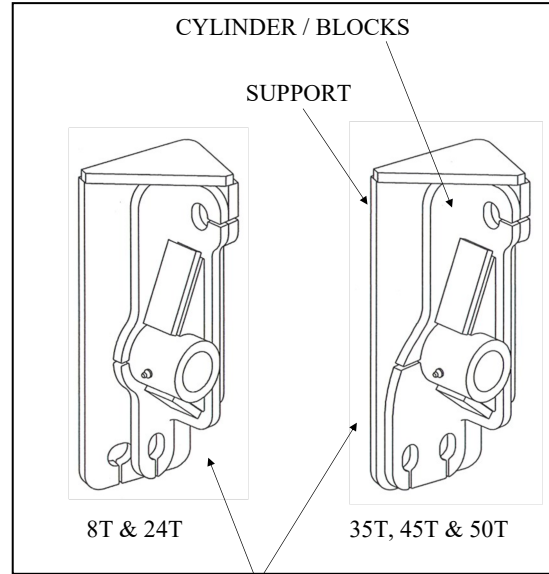
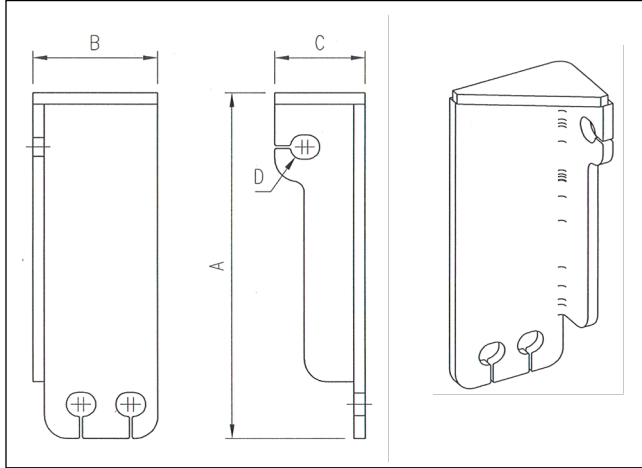
3A	6-8T / HEX. BOLTS 1-8NC X 2-1/2 in LG. & NUTS (4)	15-05-0002-4
3B	24T TO 50T / HEX. BOLTS 1-8NC X 2-1/2 in LG. & NUTS (6)	15-05-0002-6

S SERIES

CYLINDER BLOCKS

CYLINDER BLOCK BRACKET

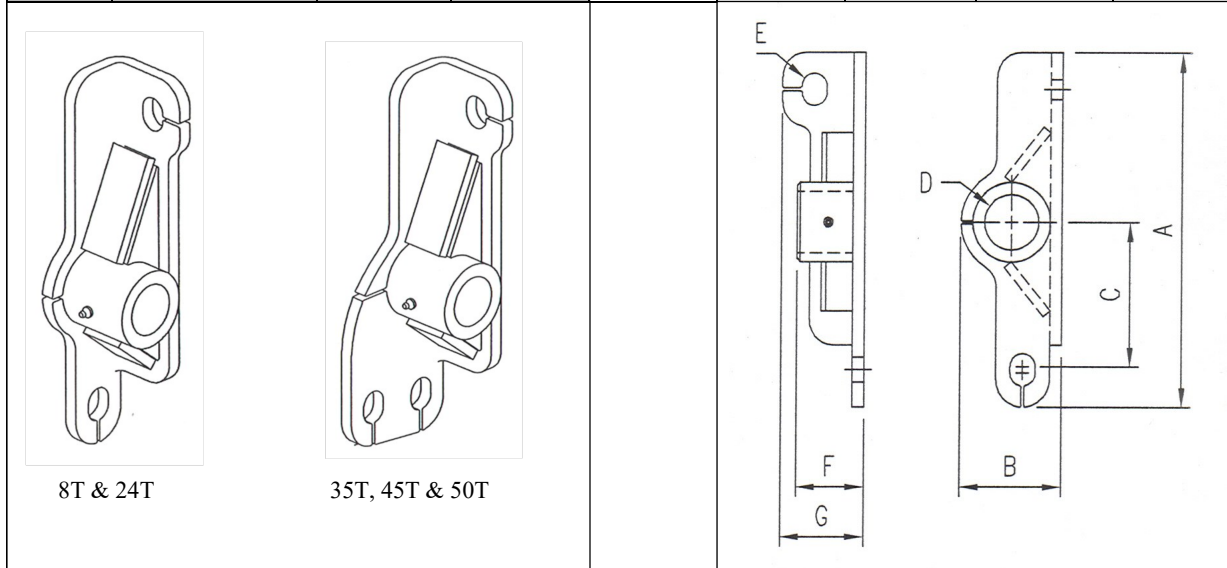
A	B	C	D
15 1/4"	5 1/2"	4"	1 1/16"



SPECIFY
C FOR DRIVER
P FOR PASSENGER

CYLINDER BLOCK

Tons	LANAU #	A	B	C	D	E	F	G
6-8	11-02-0001c or p	14 3/8"	3 3/4"	4"	1 7/8"	1 1/16"	4 9/16"	3 13/16"
24	11-02-0002c or p	14 3/8"	4"	4"	1 7/8"	1 1/16"	3 15/16"	3 1/2"
35	11-02-0003c or p	14 3/8"	4 15/16"	4 5/8"	1 7/8"	1 1/16"	3 7/16"	3 1/2"
45	11-02-0004c or p	14 3/8"	4 15/16"	5 7/8"	2 1/4"	1 1/16"	2 7/8"	3 1/2"
50	11-02-0005c or p	14 3/8"	6 1/4"	7 7/8"	2 1/4"	1 1/16"	1 15/16"	3 1/2"



5291, Chemin du lac, St-Gabriel-de-Brandon (Québec) J0K 2N0 450-835-1777

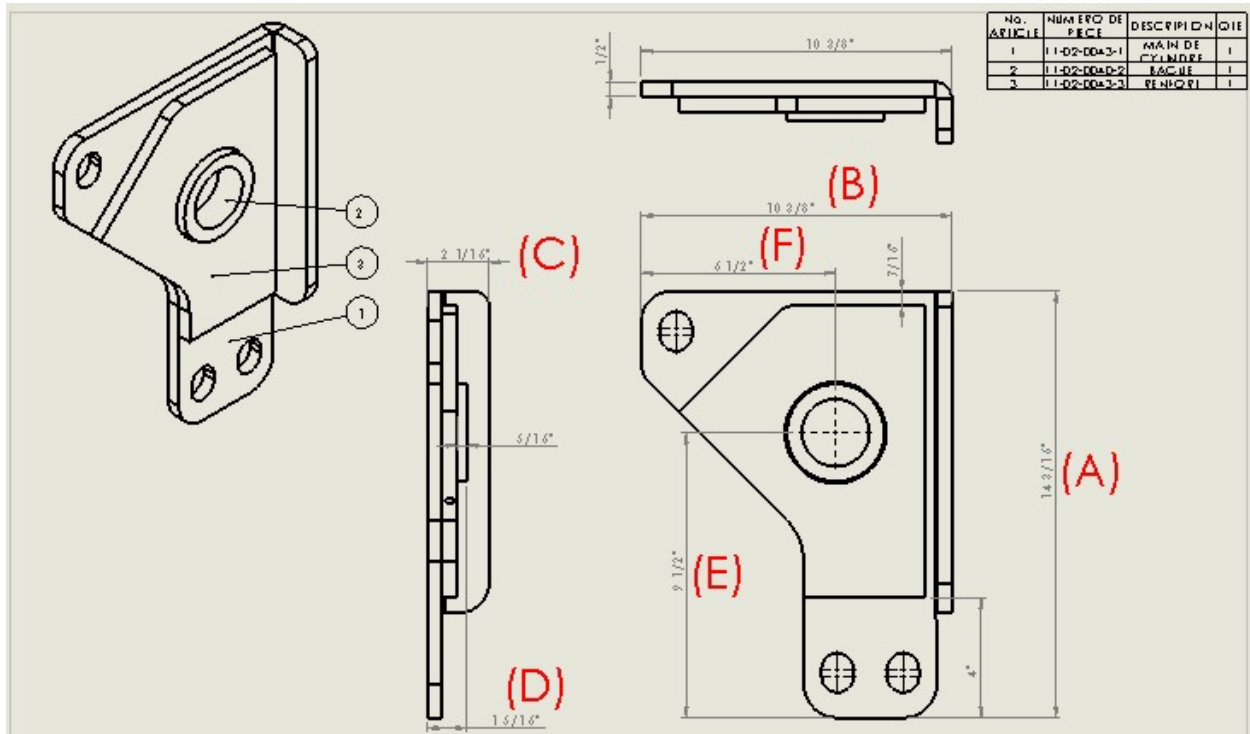
lanau-industries.com



S SERIES

HYVA CYLINDER BLOCK (7.5+)

Tons	LANAU #	A	B	C	D	E	F
50	11-02-0043	14 3/16"	10 3/8"	2 1/16"	1 5/16"	9 1/2"	6 1/2"



SPECIAL HYVA CYLINDER BLOCKS

S SERIES

MINIMUM HEIGHT REQUIRED FOR BODY FRONT

TELESCOPIC CYLINDERS

MINIMUM HEIGHT FOR BODY FRONT STD CYLINDER HOUSING						
CYLINDER			TONNAGE	MINIMUM HEIGHT REQUIRED		
MAILHOT	HYVA	MASTER		LONGSILL 8"	LONGSILL 10"	LONGSILL 12"
G3 90-4,25-3	N/D	90 4.5-3 #110x2286	24T	63"	65"	67"
G3 100-4,25-3	N/D	100 4.5-3 #110x2540	24T	63"	65"	67"
G3 110-5-3	FC 5,5-3-119	110-4.5-3 #110x2794	24T	63"	65"	67"
G3 120-5-3	FC 5,5-3-127	120 5.5-3 #129x3048	35T	63"	65"	67"
G3 130-5-3	FC 5,5-3-127	130-5-3 #130x3302	35T	63"	65"	67"
G3 140-5-3	FC 5,5-3-137	140-5-3 #130x3546	35T	67"	69"	71"
G3 150-5.7-4	FC 6,5-4-158	150-5.7-4 #152x3810	45T	64"	66"	68"
G3 160-5.7-4	FC 6,5-4-170	160-5.7-4 #152x4064	45T	64"	66"	68"
G3 170-5.7-4	FC 6,5-4-170	170-5.7-4 #15x4318	45T	64"	66"	68"
G3-180-5.7-4	FC 6,5-4-183	180-5.7-4 #152x4600	45T	66"	68"	70"
G3 195-6.7-4	FC 7,5-4-196	195-6.7-4 #172x4940	50T	71"	73"	75"

*MINIMUM REQUIRED HEIGHT FROM TRUCK FRAME THERE IS 3 INCHES OF CLEARINCE BETWEEN CYLINDER AND TOP OF CYLINDER HOUSING BAY.

S SERIES



TELESCOPIC CYLINDERS

TELESCOPIC CYLINDERS

TONS	MASTER	LANAU #	WEIGHT (LBS)
8T	3TG90X2032	15-01-0201	148
	3TG90X2286	15-01-0202	158
	3TG90X2540	15-01-0203	169
	3TG90X2794	15-01-0204	180
	3TG90X3048	15-01-0205	191
24T	3TG110X2286	15-01-0206	253
	3TG110X2540	15-01-0207	264
	3TG110X2794	15-01-0177	286
	3TG110X3048	15-01-0178	297
35T	3TG129X3048	15-01-0208	399
	3TG130X3302	15-01-0179	414
	3TG130X3546	15-01-0180	423
45T	3TG152X3429	15-01-0209	510
	4TG152X3810	15-01-0181	525
	4TG152X4064	15-01-0182	538
	4TG152X4318	15-01-0183	550
50T	4TG152X4600	15-01-0184	564
	4TG172X4700	15-01-0188	710
	4TG172X4940	15-01-0189	738

TELESCOPIC CYLINDERS PIN TO PIN

MASTER	LANAU #	WEIGHT (LBS)
5TG196X4775	15-01-0210	605
5TG196X5588	15-01-0185	704
5TG196X5969	15-01-0186	744
5TG196X6350	15-01-0211	722
5TG196X6731	15-01-0212	766
5TG221X7138	15-01-0187	1069
5TG221X7620	15-01-0213	1124
5TG221X8130	15-01-0214	1182
5TG221X8534	15-01-0215	1239

S SERIES

1)



1) TELESCOPIC CYLINDERS M / G3 MODEL

TONS	MAILHOT	LANAU #	WEIGHT (LBS)
8T	M80-3.5-3	15-01-0010	135
	M90-3.5-3	15-01-0011	150
	M100-3.5-3	15-01-0012	155
	M110-3.5-3	15-01-0013	165
24T	G3 90-4.5-3	15-01-0017	225
	G3 100-4.25-3	15-01-0018	265
	G3 110-4.25-3	15-01-0019	270
	G3 120-4.25-3	15-01-0020	275
	G3 135-4.25-3	15-01-0021	290
	G3-150-4.25-3	15-01-0022	300
35T	G3 110-5-3	15-01-0023	340
	G3 120-5-3	15-01-0024	345
	G3 130-5-3	15-01-0025	350
	G3 140-5-3	15-01-0026	355
	G3 150-5-4	15-01-0027	365
	G3 160-5-4	15-01-0028	370
45T	G3 170-5-4	15-01-0029	380
	G3 135-5.7-3	15-01-0030	470
	G3 150-5.7-4	15-01-0032	490
	G3 160-5.7-4	15-01-0033	490
	G3 170-5.7-4	15-01-0034	495
	G3-180-5.7-4	15-01-0035	495
50T	G3 203-5.7-5	15-01-0036	575
	G3 175-6.7-4	15-01-0072	575
	G3 185-6.7-4	15-01-0037	590
	G3 195-6.7-4	15-01-0038	590

2)



2) TELESCOPIC CYLINDERS TYPE "CS" / G4


TONNES	MAILHOT	# LANAU	POIDS (LBS)
24T	G4 90-4.25-3	15-01-0084	265
	G4 100-4.25-3	15-01-0085	265
	G4 110-4.25-3	15-01-0083	270
35T	G4 110-5-3	15-01-0087	270
	G4 120-5-3	15-01-0088	345
	G4 130-5-3	15-01-0089	350
45T	G4 140-5-3	15-01-0090	355
	G4 135-5.7-3	15-01-0091	406
	G4 150-5.7-4	15-01-0092	430
	G4 160-5.7-4	15-01-0094	459
	G4 170-5.7-4	15-01-0093	450
	G4 180-5.7-4	15-01-0219	465

TELESCOPIC CYLINDERS

S SERIES



TELESCOPIC CYLINDERS



3) TELESCOPIC CYLINDERS CS / G4 MODEL DOUBLE ACTING

TONS	MAILHOT	LANAU #	WEIGHT (LBS)
24T	G4 80-4.25-3-DA	15-01-0096	200
	G490-4.25-3-DA	15-01-0097	265
	G4 100-4.25-3DA	15-01-0098	265
35T	G4 110-5-3DA	15-01-0100	270
	G4 120-5-3DA	15-01-0101	345
	G4 130-5-3DA	15-01-0102	350
	G4 130-5-3DA	15-01-0103	360
45T	G4 130-5.7-3DA	15-01-0104	470
	G4 150-5.7-4DA	15-01-0105	490
	G4 160-5.7-4DA	15-01-0106	500

DOUBLE ACTING ON ALL SECTIONS.

4) TELESCOPIC CYLINDERS C / G2 MODEL

MAILHOT	LANAU #	WEIGHT (LBS)
G2 110-5-3	15-01-0108	265
G2 135-5-4	15-01-0109	275
G2 156-5-4	15-01-0110	303
G2 135-5.7-4	15-01-0111	354
G2 156-5.7-4	15-01-0112	402
G2 190-7.6-5	15-01-0114	545
G2 220-7.6-5	15-01-0174	608
G2 235-7.6-5	15-01-0117	644
G2 250-7.6-5	15-01-0118	674
G2 265-7.6-5	15-01-0119	706
G2 220-8.7-5	15-01-0175	826
G2 235-8.7-5	15-01-0122	863
G2 250-8.7-5	15-01-0200	907
G2 265-8.7-5	15-01-0124	951
G2 280-8.7-5	15-01-0190	1032
G2 300-8.7-5	15-01-0126	1050
G2 320-8.7-5	15-01-0127	1251

S SERIES

1) MESH TARPS

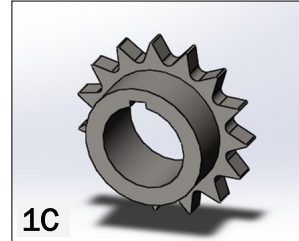

	LANAU #	PRICE
87" X 10'	15-04-0001-10	225,75\$
87" X 11'	15-04-0001-11	235,75\$
87" X 12'	15-04-0001-12	245,75\$
87" X 13'	15-04-0001-13	256,75\$
87" X 14'	15-04-0001-14	267,75\$
87" X 15'	15-04-0001-15	285,75\$
87" X 16'	15-04-0001-16	300,75\$
87" X 17'	15-04-0001-17	315,75\$
87" X 18'	15-04-0001-18	330,75\$
87" X 19'	15-04-0001-19	340,75\$
87" X 20'	15-04-0001-20	355,75\$
87" X 21'	15-04-0001-21	360,95\$
87" X 22'	15-04-0001-22	365,95\$
87" X 23'	15-04-0001-23	375,95\$
87" X 24'	15-04-0001-24	380,95\$
87" X 25'	15-04-0001-25	385,95\$
87" X 26'	15-04-0001-26	390,95\$
87" X 27'	15-04-0001-27	395,95\$
87" X 29'	15-04-0001-29	410,95\$
87" X 30'	15-04-0001-30	420,95\$
87" X 32'	15-04-0001-32	440,95\$
87" X 34'	15-04-0001-34	460,95\$
87" X 35'	15-04-0001-35	480,95\$
87" X 36'	15-04-0001-36	510,95\$

MESH TARPS

1) ASPHALT TARP/HT

	LANAU #	PRICE
87" X 10'	15-04-0014-10	330,12\$
87" X 11'	15-04-0014-11	345,12\$
87" X 12'	15-04-0014-12	369,12\$
87" X 13'	15-04-0014-13	390,12\$
87" X 14'	15-04-0014-14	406,12\$
87" X 15'	15-04-0014-15	417,12\$
87" X 16'	15-04-0014-16	428,12\$
87" X 17'	15-04-0014-17	439,12\$
87" X 18'	15-04-0014-18	450,12\$
87" X 19'	15-04-0014-19	465,12\$
87" X 20'	15-04-0014-20	485,12\$
87" X 21'	15-04-0014-21	500,12\$
87" X 22'	15-04-0014-22	510,12\$
87" X 23'	15-04-0014-23	529,12\$
87" X 24'	15-04-0014-24	548,12\$
87" X 25'	15-04-0014-25	565,12\$
87" X 26'	15-04-0014-26	580,12\$
87" X 29'	15-04-0014-29	625,12\$

ASPHALT TARPS



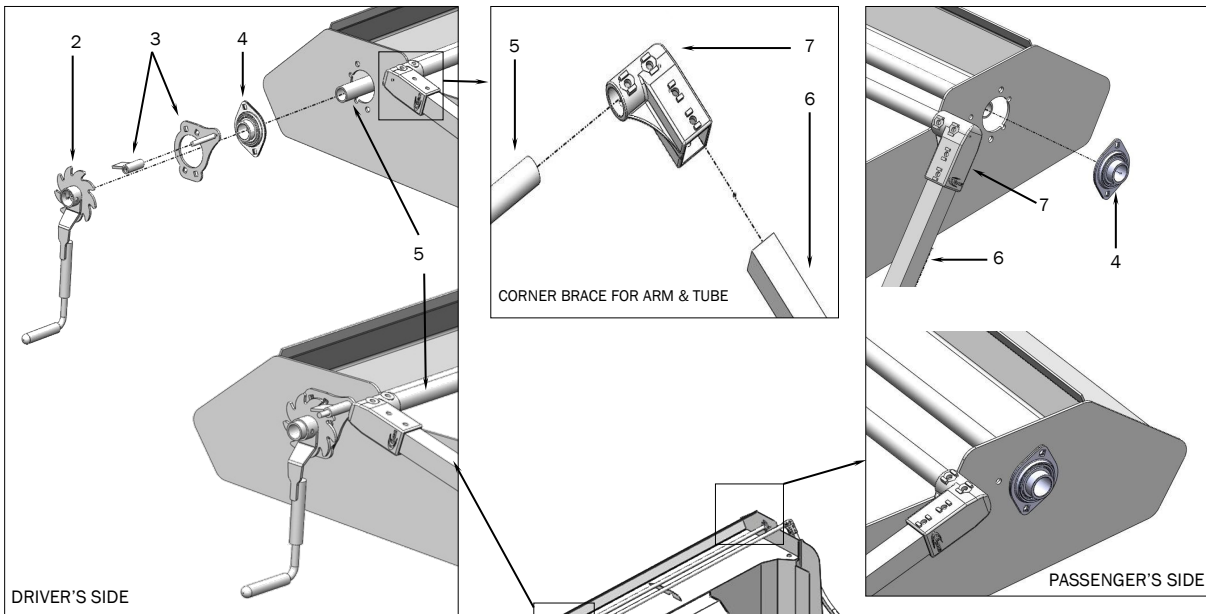
1) MANUAL TARP GROUND OPERATION KIT

LANAU #

		LANAU #
1	COMPLETE MANUAL TARP GROUND OPERATION KIT	15-07-0045
1A	CRANK	15-07-0020
1B	10ft CHAIN	15-07-0031
1C	SPROCKET 1 1/4 DI	15-07-0032
1D	MANUAL TARP GROUND OPERATION CRANK BRACKET	15-07-0042
1E	TEFLON BRACKET	15-07-0043
1F	TEFLON BUSHING	15-07-0044

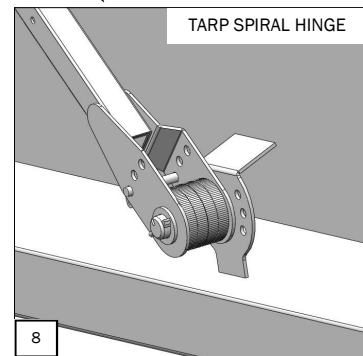
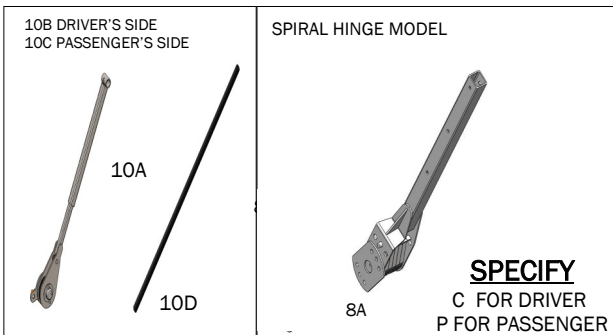
S SERIES

OLD MANUAL TARP SYSTEMS



1) MANUAL TARP KIT

(13-16)	STEEL	11-09-0035
(13-16) HT	STEEL	11-09-0036
(17-22)	STEEL	11-09-0037
(17-22) HT	STEEL	11-09-0038
(23-28)	STEEL	11-09-0047
(23-28) HT	STEEL	11-09-0048
(13-16)	ALU	11-09-0039
(13-16) HT	ALU	11-09-0040
(17-22)	ALU	11-09-0041
(17-22) HT	ALU	11-09-0042



5291, Chemin du lac, St-Gabriel-de-Brandon (Québec) J0K 2N0 450-835-1777

lanau-industries.com

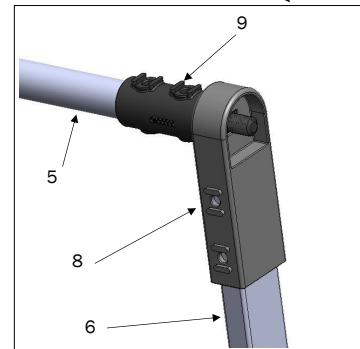
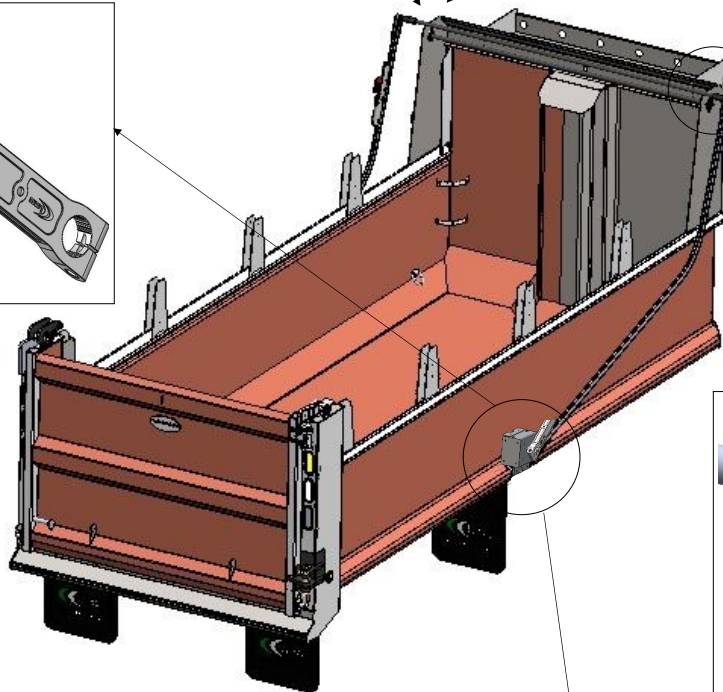
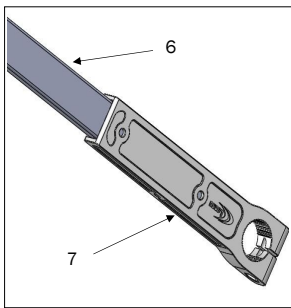
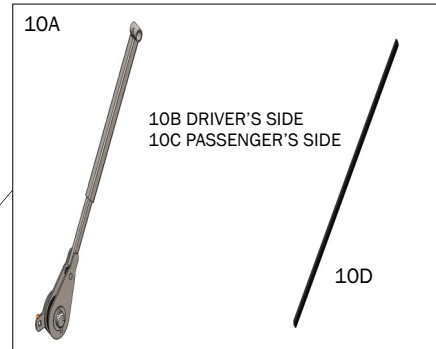
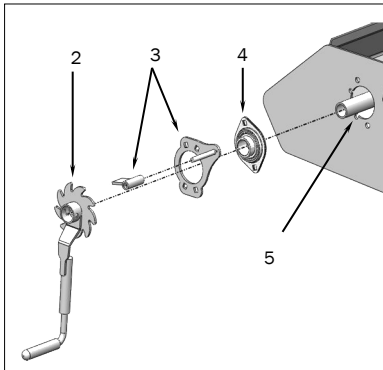


S SERIES

		LANAU #
2) TARP ROLLER HANDLE		
		11-09-0004
3) TARP ROLLER LOCKER		
		11-09-0010
4) ROLLER BEARING HOLDER		
		15-07-0053
5) TARP ROLLER TUBE		
5A	TARP ROLLER SYSTEM ALUMINIUM TUBE 1 1/4" X 105" X 1/8"	11-09-0014
5B	TARP ROLLER SYSTEM STEEL TUBE 1 1/4" X 105" X 3/16"	11-09-0050-1
6) ARM TARP HOLDER		
15 ft	(1) 15 ft ALUMINIUM ARM TARP HOLDER 1" X 2"	11-09-0016
15 ft	(1) 15 ft STEEL ARM TARP HOLDER 1" X 2"	11-09-0019
7) CORNER BRACE FOR TARP ROLLER TUBE		
		11-09-0050
8) SPIRAL HINGE		
8A	17 ft -22 ft / 6 SPRING KIT (1)	11-12-0010C OR P
9) HARDWARE		
		15-05-0003
10) TARP TAMER KIT		
10A	TARP TAMER KIT	11-12-0025
10B	DRIVER 'S SIDE TAMER ARM	11-12-0025C
10C	PASSENGER'S SIDE TAMER ARM	11-12-0025P
10D	TARP TAMER TUBE 13/16" X 102"	11-12-0026

S SERIES

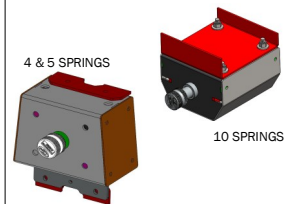
NEW MANUAL TARP SYSTEMS



1) NEW MANUAL TARP KIT

(10-15)	STEEL	4 SPRINGS	11-09-0045
(10-15) HT	STEEL	4 SPRINGS	11-09-0045-HT
(10-15)	ALU	4 SPRINGS	11-09-0046
(10-15) HT	ALU	4 SPRINGS	11-09-0046-HT
(16-25)	STEEL	5 SPRINGS	11-09-0025
(16-25) HT	STEEL	5 SPRINGS	11-09-0025-HT
(16-25)	ALU	5 SPRINGS	11-09-0026
(16-25) HT	ALU	5 SPRINGS	11-09-0026-HT
(26 & +)	STEEL	10 SPRINGS	11-09-0043
(26 & +) HT	STEEL	10 SPRINGS	11-09-0043-HT

SEE PAGE 45 & 46
FOR MODELS



S SERIES

2) TARP ROLLER HANDLE

		11-09-0004
--	--	------------

3) TARP ROLLER LOCKER

		11-09-0010
--	--	------------

4) ROLLER BEARING HOLDER

		15-07-0053
--	--	------------

5) TARP ROLLER TUBE

5A	TARP ROLLER SYSTEM ALUMINIUM TUBE 1 1/4" X 105" X 1/8"	11-09-0014
5B	TARP ROLLER SYSTEM STEEL TUBE 1 1/4" X 105" X 3/16"	11-09-0050-1

6) ARM TARP HOLDER

15 ft	(1) 15 ft ALUMINIUM ARM TARP HOLDER 1" X 2"	11-09-0020-H-AL
15 ft	(1) 15 ft STEEL ARM TARP HOLDER 1" X 2"	11-09-0020-H

7) AIR TARP ARM HOLDER

		11-14-0042-3
--	--	--------------

8) CORNER BRACE FOR TARP ROLLER TUBE 1" X 2"

		11-14-0080
--	--	------------

9) CORNER BRACE FOR TARP ROLLER TUBE TRANSVERSAL

		11-14-0081
--	--	------------

10) HARDWARE

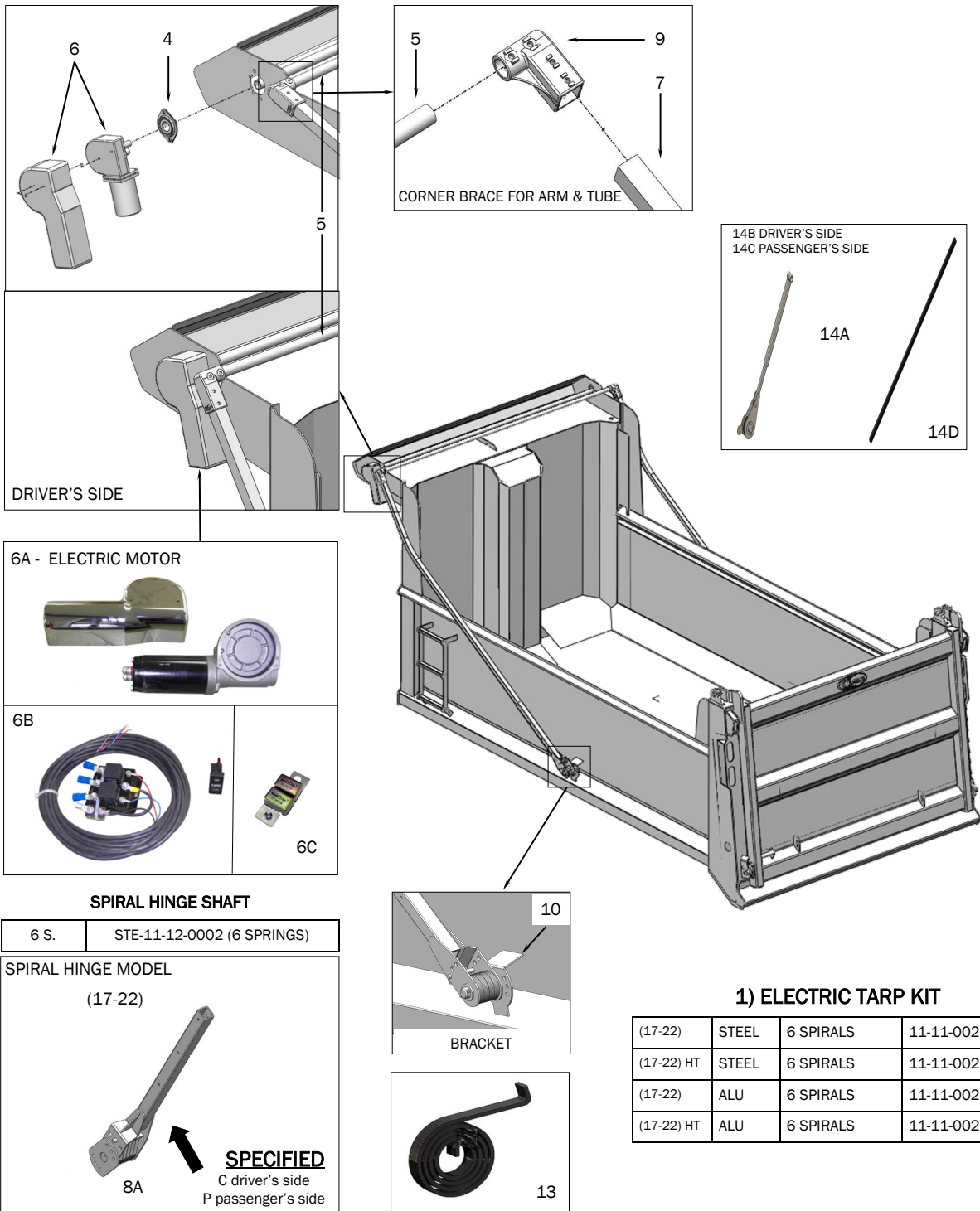
		15-05-0004
--	--	------------

11) TARP TAMER KIT

11A	TARP TAMER KIT	11-12-0025
11B	DRIVER'S SIDE TAMER ARM	11-12-0025C
11C	PASSENGER'S SIDE TAMER ARM	11-12-0025P
11D	TARP TAMER TUBE 13/16" X 102"	11-12-0026

S SERIES

ELECTRIC TARP SYSTEMS (OLD)



5291, Chemin du lac, St-Gabriel-de-Brandon (Québec) J0K 2N0 450-835-1777

lanau-industries.com



S SERIES

ELECTRIC TARP SYSTEMS (OLD)

4) 1 1/4" BEARING KIT

LANAU #

		15-07-0053
--	--	------------

5) TARP ROLLER TUBE

5A	TARP ROLLER SYSTEM ALUMINIUM TUBE 1 1/4" X 105" X 1/8"	11-09-0014
5B	TARP ROLLER SYSTEM STEEL TUBE 1 1/4" X 105" X 3/16"	11-09-0050-1

6) ELECTRIC MOTOR

6A	ELECTRIC MOTOR 90:1, 135rpm, 12VDC, 1300LBS/FOOT (MOTOR & COVER ONLY)	15-02-0024
6B	ELECTRIC MOTOR RELAY KIT (INCLUDED WIRE)	15-02-0027
6C	12V RELAY	15-02-0025

7) ARM TARP HOLDER

15 ft	ALUMINIUM (1) 3/16" x 1 1/2" X 1 1/2" x 15 ft LG.	11-09-0016
15 ft	STEEL (1) 1/8" x 1 1/2" x 1 1/2" X 15 ft LG.	11-09-0019

8) SPIRAL HINGE

8A	17 ft -22 ft / 6 SPRING KIT (1)	11-12-0010C or P
----	---------------------------------	------------------

9) CORNER BRACE FOR TARP ROLLER TUBE

		11-09-0050
--	--	------------

10) TARP ARM BRACKET

		11-12-0027
--	--	------------

11) ELECTRIC/WIRE

11A	ONLY ELECTRIC WIRE NO. 6 (PER LINEAIR/FT)	15-02-0006
11B	ONLY ELECTRIC WIRE NO. 4 (PER LINEAIR/FT)	15-02-0008

12) HARDWARE

		15-05-0004
--	--	------------

13) SPRING

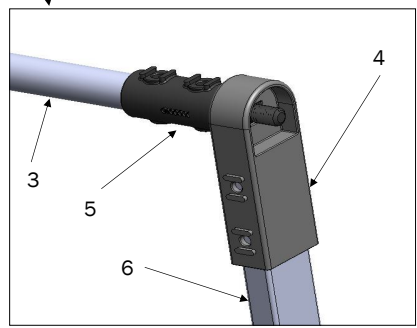
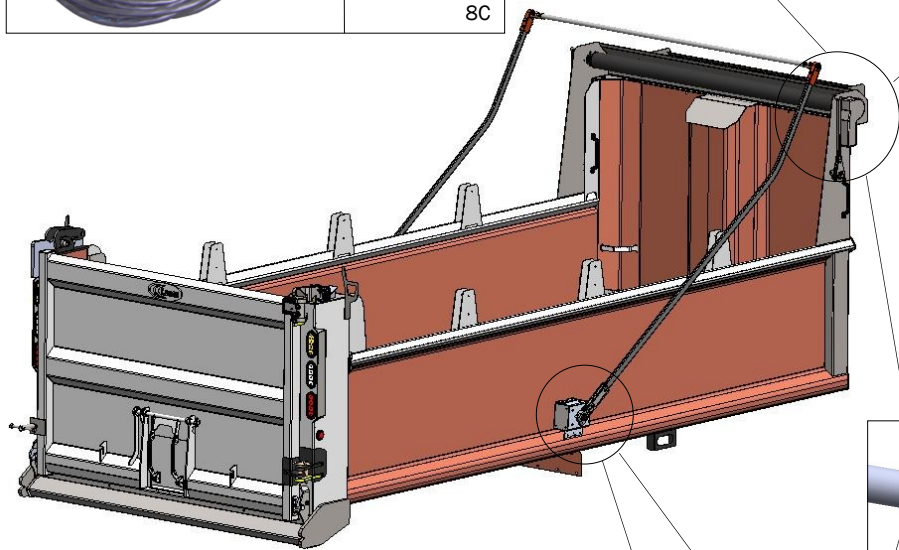
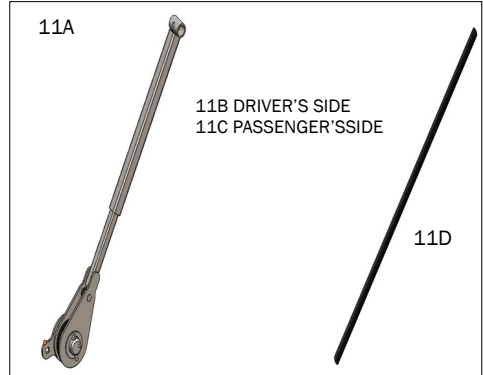
	TORSION SPRING FOR TARP SYSTEM	11-12-0010-6
--	--------------------------------	--------------

14) TARP TAMER KIT

14A	TARP TAMER KIT	11-12-0025
14B	DRIVER 'S SIDE TAMER ARM	11-12-0025C
14C	PASSENGER 'S SIDE TAMER ARM	11-12-0025P
14D	TARP TAMER TUBE 13/16" X 102"	11-12-0026

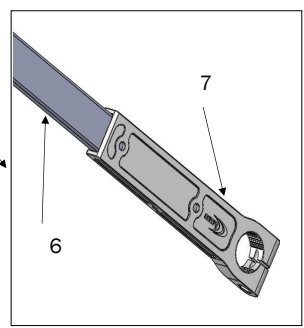
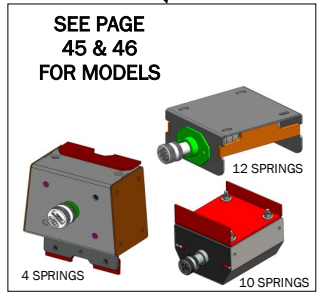
S SERIES

NEW ELECTRIC TARP SYSTEMS



1) NEW ELECTRIC TARP KIT

(10-15)	STEEL	4 SPRINGS	11-11-0042
(10-15) HT	STEEL	4 SPRINGS	11-11-0042-HT
(10-15)	ALU	4 SPRINGS	11-11-0043
(10-15) HT	ALU	4 SPRINGS	11-11-0043-HT
(16-25)	STEEL	5 SPRINGS	11-11-0038
(16-25) HT	STEEL	5 SPRINGS	11-11-0038-HT
(16-25)	ALU	5 SPRINGS	11-11-0039
(16-25) HT	ALU	5 SPRINGS	11-11-0039-HT
(26 & +)	STEEL	12 SPRINGS	11-11-0036
(26 & +)	STEEL	12 SPRINGS	11-11-0037-HT



5291, Chemin du lac, St-Gabriel-de-Brandon (Québec) J0K 2N0 450-835-1777

lanau-industries.com



S SERIES

NEW ELECTRIC TARP SYSTEMS

2) 1 1/4" BEARING KIT

LANAU #

		15-07-0053
--	--	------------

3) TARP ROLLER TUBE

3A	TARP ROLLER SYSTEM ALUMINIUM TUBE 1 1/4" X 105" X 1/8"	11-09-0014
3B	TARP ROLLER SYSTEM STEEL TUBE 1 1/4" X 105" X 3/16"	11-09-0050-1

4) CORNER BRACE FOR TARP ROLLER TUBE 1" X 2"

		11-14-0080
--	--	------------

5) CORNER BRACE FOR TARP ROLLER TUBE TRANSVERSAL

		11-14-0081
--	--	------------

6) ARM TARP HOLDER

15 ft	ALUMINIUM (1) 1 x 2" X 180" LG.	11-09-0020-H-AL
15 ft	STEEL (1) 1 " x 2" X 180" LG.	11-09-0020-H

7) AIR TARP ARM HOLDER

		11-14-0042-3
--	--	--------------

8) ELECTRIC MOTOR

8A	ELECTRIC MOTOR 90:1, 135rpm, 12VDC, 1300LBS/FOOT (MOTOR & COVER ONLY)	15-02-0024
8B	ELECTRIC MOTOR RELAY KIT (WIRE INCLUDED)	15-02-0027
8C	12V RELAY	15-02-0025

9) ELECTRIC/WIRE

9A	ONLY ELECTRIC WIRE NO. 6 (PER LINEAIR/FT)	15-02-0006
9B	ONLY ELECTRIC WIRE NO. 4 (PER LINEAIR/FT)	15-02-0008

10) HARDWARE

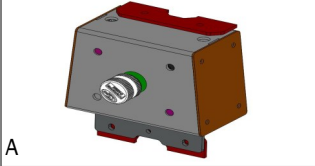
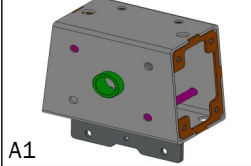
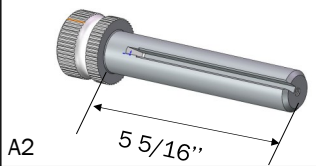

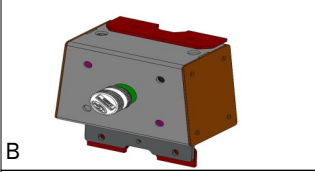
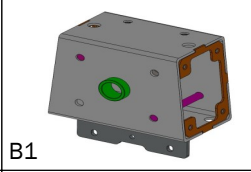


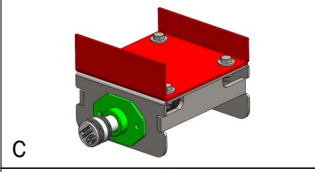



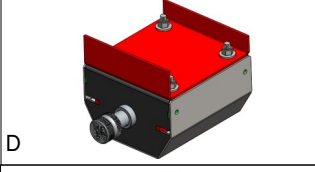


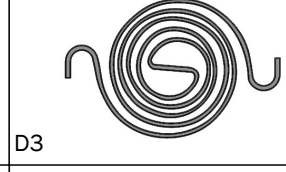
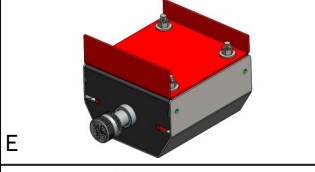


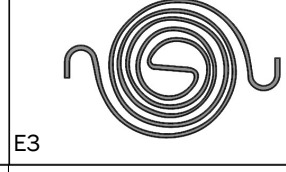
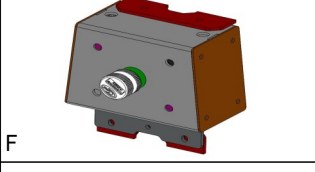
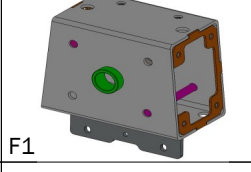


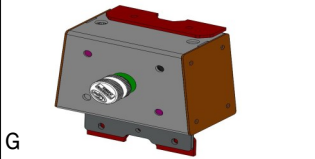

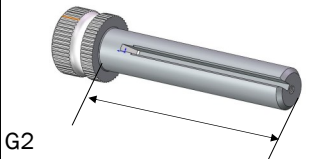

		15-05-0004
--	--	------------

11) TARP TAMER KIT

11A	TARP TAMER KIT	11-12-0025
11B	DRIVER 'S SIDE TAMER ARM	11-12-0025C
11C	PASSENGER'S SIDE TAMER ARM	11-12-0025P
11D	TARP TAMER TUBE 13/16" X 102"	11-12-0026

S SERIES

SPRING KIT (NEW ELECTRIC TARP SYSTEMS)

4 SPRINGS DRIVER'S SIDE				
4 SPRINGS PASSENGER'S SIDE				
12 SPRINGS				
10 SPRINGS DRIVER'S SIDE				
10 SPRINGS PASSENGER'S SIDE				
5 SPRINGS DRIVER'S SIDE				
5 SPRINGS PASSENGER'S SIDE				

S SERIES

SPRING KIT (NEW ELECTRIC TARP SYSTEMS)

A) 4 SPRINGS KIT (DRIVER'S SIDE)

LANAU #

A	10 ft -15 ft / 4 SPRINGS KIT (1) (DRIVER'S SIDE)	11-12-3000-4R-C
A1	ASSEMBLY PLATES FOR 4 SPRINGS (DRIVER'S SIDE)	11-12-3000-5R-COND-T
A2	SLOTTED AXLE FOR 4 SPRINGS	11-12-1000-13-5R
A3	TORSION SPRINGS	15-04-0160-5

B) 4 SPRINGS KIT (PASSENGER'S SIDE)

B	10 ft -15 ft / 4 SPRINGS KIT (1) (PASSENGER'S SIDE)	11-12-3000-4R-P
B1	ASSEMBLY PLATES FOR 4 SPRINGS (PASSENGER'S SIDE)	11-12-3000-5R-PAS
B2	SLOTTED AXLE FOR 4 SPRINGS	11-12-1000-13-5R
B3	TORSION SPRINGS	15-04-0160-5

C) 12 SPRINGS KIT

C	26 ft & + / 12 SPRINGS KIT (1) WITH WELDED PLATE	11-12-0031-12RC
C1	SHAFT SUPPORT FOR 12 SPRINGS KIT	11-12-0031-2-12R
C2	SLOTTED AXLE FOR 12 SPRINGS	11-12-1000-14
C3	TORSION SPRINGS	11-12-0010-6

D) 10 SPRINGS KIT (DRIVER'S SIDE)

D	26 ft & + / 10 SPRINGS KIT (1) (DRIVER'S SIDE)	11-12-0031-10R-C
D1	ASSEMBLY PLATES FOR 10 SPRINGS (DRIVER'S SIDE)	11-12-0031-10R-COND
D2	SLOTTED AXLE FOR 10 SPRINGS	11-12-1000-14-10R
D3	TORSION SPRINGS	15-04-0160-5

E) 10 SPRINGS KIT (PASSENGER'S SIDE)

E	26 ft & + / 10 SPRINGS KIT (1) (PASSENGER'S SIDE)	11-12-0031-10R-P
E1	ASSEMBLY PLATES FOR 10 SPRINGS (PASSENGER'S SIDE)	11-12-0031-10R-PASS
E2	SLOTTED AXLE FOR 10 SPRINGS	11-12-1000-14-10R
E3	TORSION SPRINGS	15-04-0160-5

F) 5 SPRINGS KIT (DRIVER'S SIDE)

LANAU #

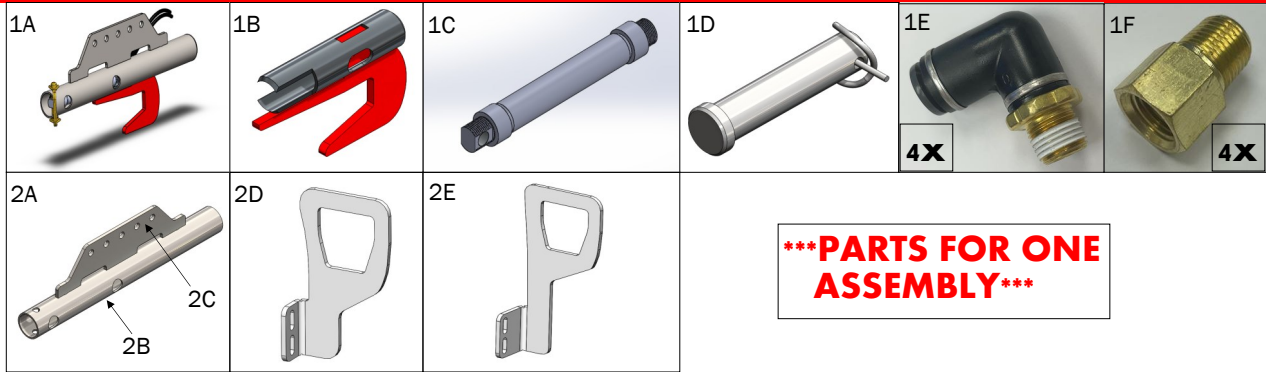
F	16 ft -25 ft / 5 SPRINGS KIT (1) (DRIVER'S SIDE)	11-12-3000-5R-C
F1	ASSEMBLY PLATES FOR 5 SPRINGS (DRIVER'S SIDE)	11-12-3000-5R-COND-T
F2	SLOTTED AXLE FOR 5 SPRINGS	11-12-1000-13-5R
F3	TORSION SPRINGS	15-04-0160-5

G) 5 SPRINGS KIT (PASSENGER'S SIDE)

G	16 ft -25 ft / 5 SPRINGS KIT (1) (PASSENGER'S SIDE)	11-12-3000-5R-P
G1	ASSEMBLY PLATES FOR 5 SPRINGS (PASSENGER'S SIDE)	11-12-3000-5R-PAS
G2	SLOTTED AXLE FOR 5 SPRINGS	11-12-1000-13-5R
G3	TORSION SPRINGS	15-04-0160-5

S SERIES

AIR LOCK SYSTEM



*****PARTS FOR ONE ASSEMBLY*****

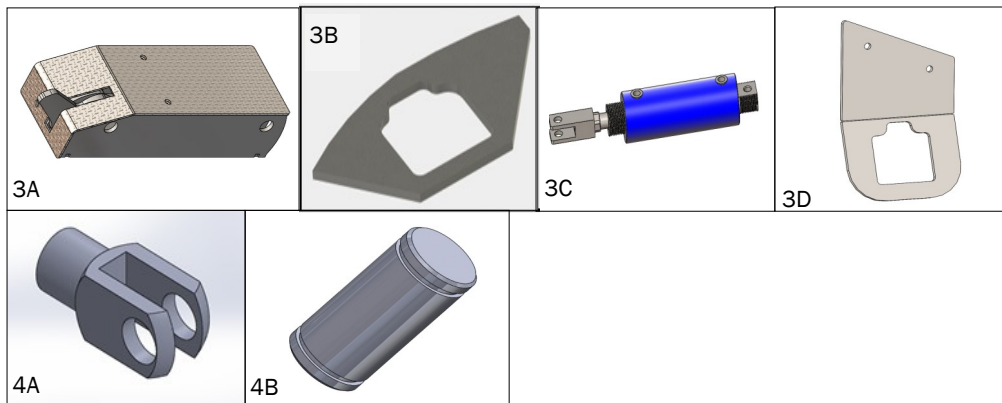
1) AIR LOCK SYSTEM AND INDEPENDENT SPARE PARTS

LANAU #

		LANAU #
1A	COMPLETE AIR LOCK	11-12-0300-ASS-COMP
1B	HOOK AND TUBE ASSEMBLY	11-12-0300-04
1C	PNEUMATIC CYLINDER	15-03-0043-2
1D	CLEVIS PIN 1/2 in DIA. X 2 1/4 in LG.	98416A562
1E	ELBOW FITTING 3/16 in X 1/8 in NPT.	5779K285
1F	BRASS CLOSE NIPPLE : 3/4 in LG. THREAD 1/8-27 NPTM & 1/8 in BRASS PIPE FEMALE COUPLING	15-05-0053

2) TUBE ASSEMBLY WITH SPARE PARTS

		LANAU #
2A	AIR LOCK TUBE ASSEMBLY KIT	11-12-0300-ASS-01
2B	ALUMINUM TUBE	11-12-0300-02
2C	CYLINDER PLATE 1/4 in	11-12-0300-03
2D	ARM BRACKET	11-12-0200-12
2E	NEW ARM BRACKET (FOR BARN DOOR)	11-12-0200-124



3) AIR LOCK TARP SYSTEM

LANAU #

		LANAU #
3A	AIR LOCK ASSEMBLY (KIT)	11-12-0043-5
3B	ARM LOCK PLATE	11-12-0043-3
3C	AIR CYLINDER	15-03-0041-2
3D	NEW ARM LOCK PLATE	11-12-0200-132

4) ROD ASSEMBLY WITH SPARE PARTS

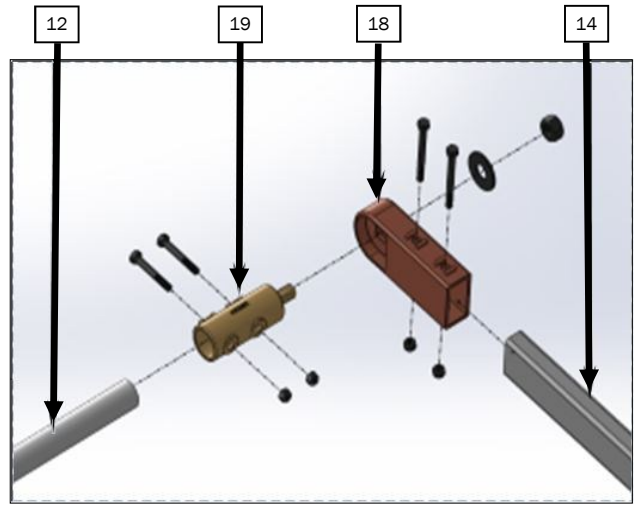
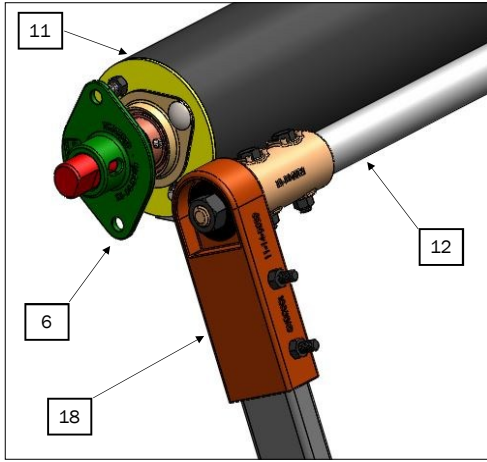
		LANAU #
4A	YOKE M10	15-03-0043-3
4B	PIN 1/2 in	15-03-0043-4

5291, Chemin du lac, St-Gabriel-de-Brandon (Québec) J0K 2N0 450-835-1777

lanau-industries.com




S SERIES



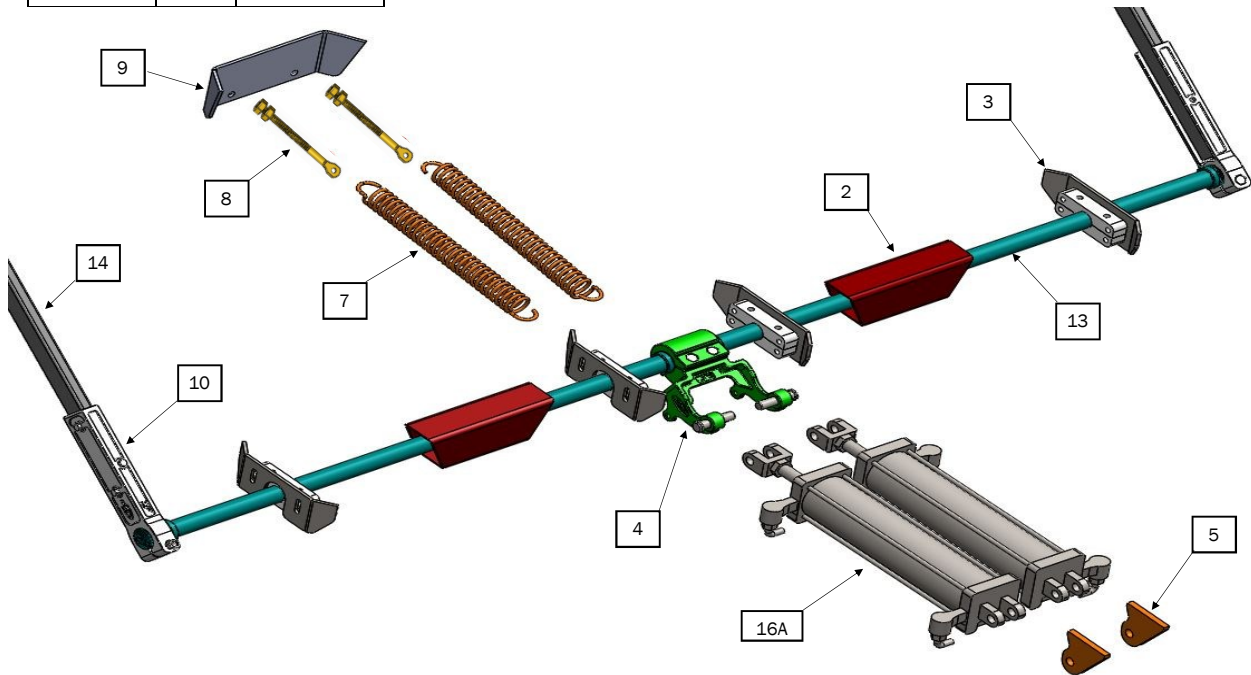
AIR TARP PRICE

(13-16)	STEEL	11-14-0003
(13-16) HT	STEEL	11-14-0007
(17-24)	STEEL	11-14-0004
(17-24) HT	STEEL	11-14-0008
(13-16)	ALU	11-14-0001
(13-16) HT	ALU	11-14-0005
(17-24)	ALU	11-14-0002
(17-24) HT	ALU	11-14-0006

AIR TARP CORNER BRACE



AIR TARP ROLLER SPRING



AIR TARP SYSTEM NEW MODEL

5291, Chemin du lac, St-Gabriel-de-Brandon (Québec) J0K 2N0 450-835-1777

lanau-industries.com



S SERIES

AIR TARP SYSTEM NEW MODEL

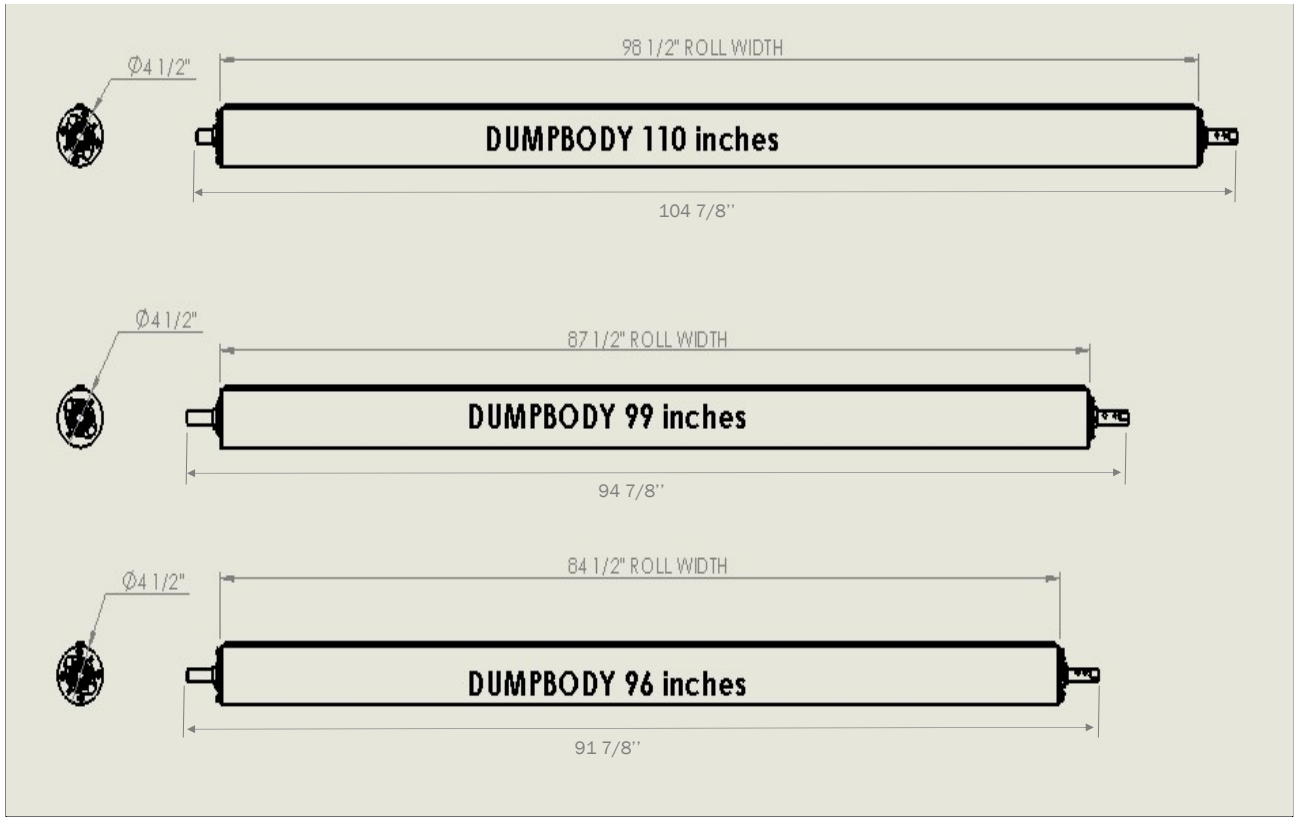
<p>2</p> 	<p>3A</p> <p>3B</p> <p>3</p> 	<p>11</p> 
<p>4</p> 	<p>5</p> 	<p>12</p> 
<p>6</p> 	<p>7</p> 	<p>13</p> 
<p>8</p> 	<p>9</p> 	<p>14</p> 
<p>10</p> 	<p>15</p> 	<p>20</p> 
<p>16A & 16B</p>  <p>16C</p>	<p>17</p> 	<p>21</p> 
<p>18</p> 	<p>19</p> 	

5291, Chemin du lac, St-Gabriel-de-Brandon (Québec) J0K 2N0 450-835-1777

lanau-industries.com



2) CROSS TUBE		LANAU #
	3" X 4" X 1/4" X 12 1/2"	11-14-0041-17
3) SQUARE TUBE SUPPORT		
3	COMPLET KIT	11-14-0041-ASS
3A	NEW NYLON KIT HOLE 1 1/2"	11-14-0040-13-NEW
3B	SUPPORT PLATE	11-14-0041-6-2014
4) AIR TARP ATTACH		
		11-14-0042-1
5) AIR CYLINDER BRACKET		
		11-14-0041-12
6) ROLLER TARP SUPPORT		
		11-14-0040
7) SPRING		
		15-07-0048
8) EYE BOLT		
	1/2 in X 8 in LG.	15-05-0039-1
9) SPRING BRACKET		
		11-14-0041-16
10) AIR TARP ARM HOLDER		
		11-14-0042-3
11) AIR TARP ROLLER SPRING		
	AIR TARP ROLLER TUBE 96 in SMALL	11-14-0028-96
	AIR TARP ROLLER TUBE 99 in STANDARD	11-14-0028-99
	AIR TARP ROLLER TUBE 110 in	11-14-0028-110
11A	SPRING INSIDE AIR TARP ROLLER	15-07-0061-1
12) AIR TARP ROLLER TUBE		
	STEEL ROLLER TUBE 1 1/4" X 105" X 1/8"	11-09-0013
	ALUMINIUM ROLLER TUBE 1 1/4" X 105" X 1/8"	11-09-0014
13) AIR TARP TRANSVERSAL ARM		
	SHAFT 1 1/2" WITH SPLINE (2)	11-14-0040-12-NEW
14) AIR TARP HOLDER		
12 ft	(1) TARP ARM 1" x 2" x 12 ft	11-09-0020-H
15) TARP		
	REGULAR/HIGH-TEMPERATURE	SEE PAGE 35
16) AIR CYLINDER		
16A	4 in Dia x 16 in Stroke-250 psi (2 CYLINDERS KIT)	15-03-0037
16B	4 in Dia x 16 in Stroke-250 psi (1 CYLINDER ONLY)	15-03-0033
16C	FITTINGS KIT FOR 4 X 16 CYLINDER	15-03-0033-5
17) DUAL ACTION VALVE		
		15-03-0024-2
18) CORNER BRACE FOR TARP ROLLER TUBE 2" X 1 "		
		11-14-0080
19) CORNER BRACE FOR TARP ROLLER TUBE TRANSVERSAL		
		11-14-0081
20) AIR TARP ATTACH ON THE ROLLER TUBE		
	3/16 in x 3/4 in x 83 in	11-14-0041-23
21) TARP RUBBER		
	RUBBER FOR POLE 1 1/8"	15-04-0170-TARP



TARP STEEL ROLL FOR AIR SYSTEMS

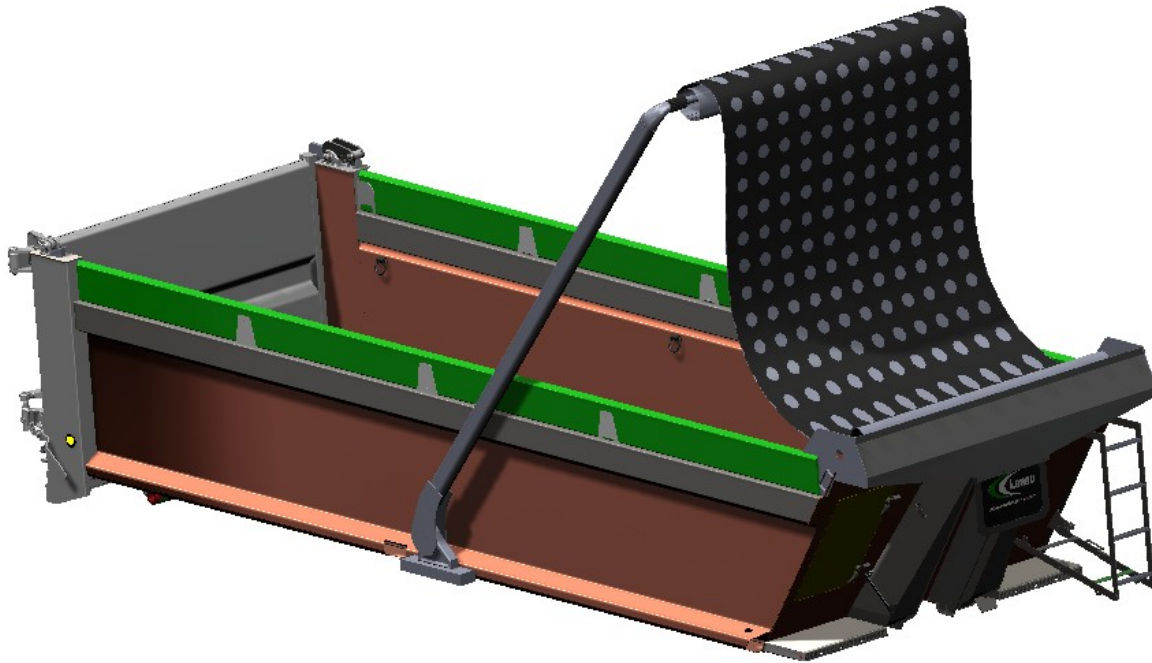
LANAU

ROLL FOR DUMPBODY 110 in	11-14-0028-110
ROLL FOR DUMPBODY 99 in	11-14-0028-99
ROLL FOR DUMPBODY 96 in	11-14-0028-96

S SERIES

AERO SYSTEM

AERO TARP SYSTEM



**FOR HIGH
STRENGTH
PERFORMANCE**

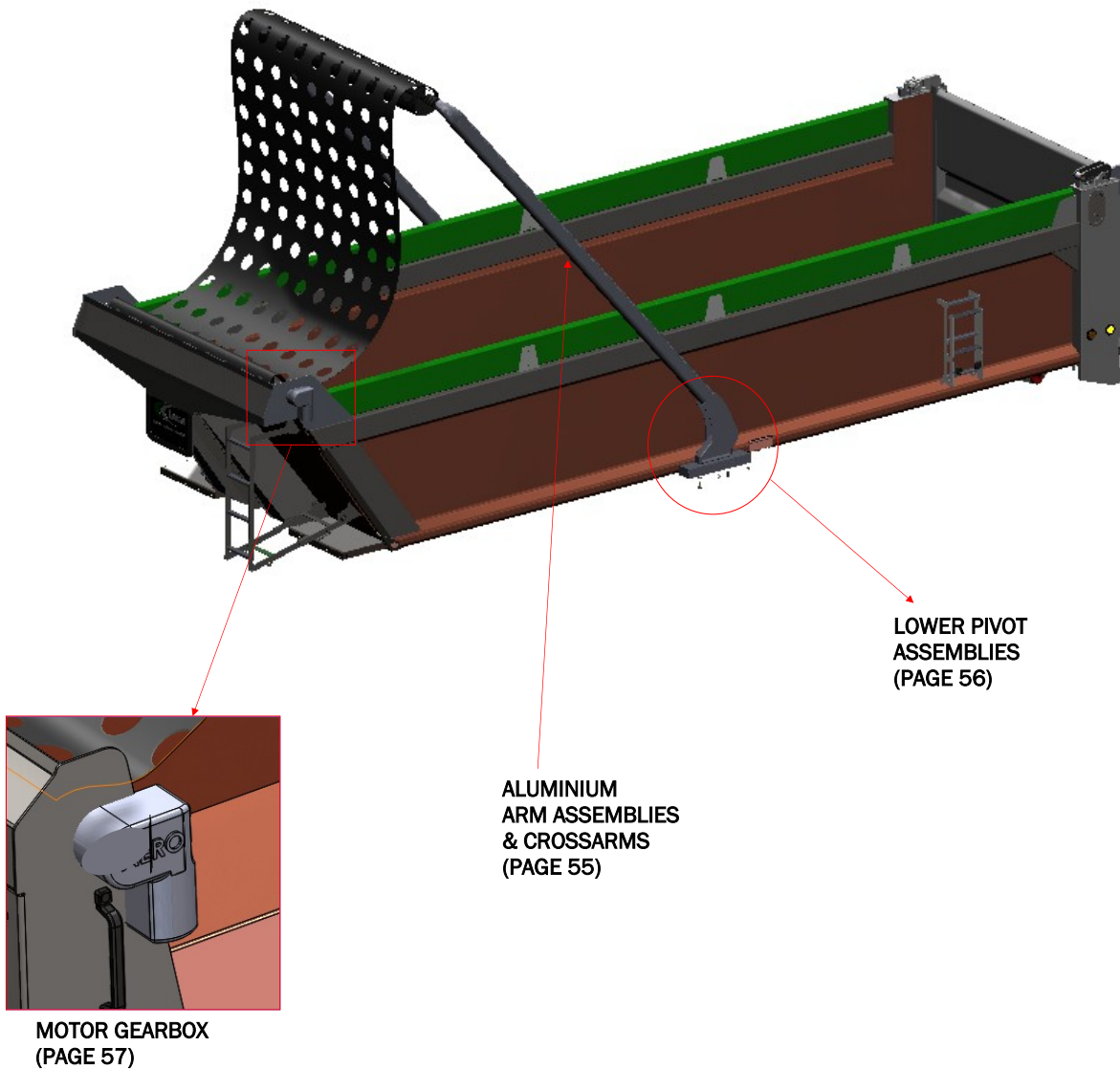


5291, Chemin du lac, St-Gabriel-de-Brandon (Québec) J0K 2N0 450-835-1777

lanau-industries.com

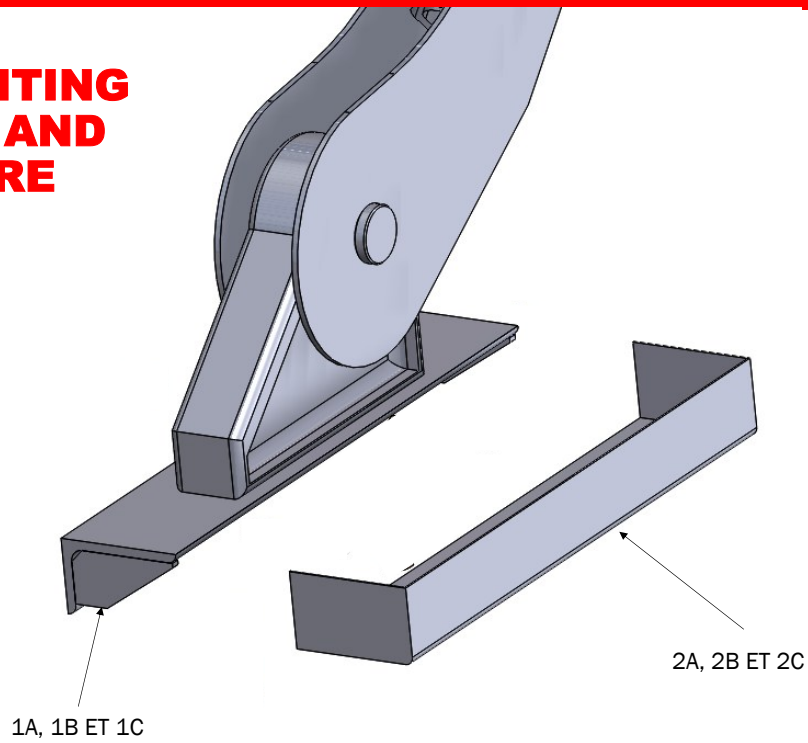


DIRECTORY



S SERIES


PIVOT MOUNTING BRACKETS AND HARDWARE



PART	AERO #	DESCRIPTION	LANAU #
1A	0381-940110	SMALL PIVOT SIDE MOUNT BRACKET	-
1B	0381-940111	MEDIUM PIVOT SIDE MOUNT BRACKET	-
1C	0381-940112	LARGE PIVOT SIDE MOUNT BRACKET	-
2A	0381-940120	SMALL BRACKET COVER (15" - 30")	-
2B	0381-940121	MEDIUM BRACKET COVER (26" - 45")	-
2C	0381-940122	LARGE BRACKET COVER (41" - 55")	-

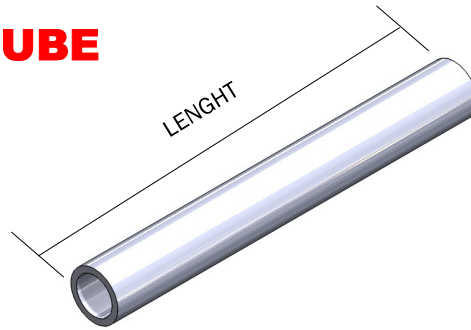
AERO TARP SYSTEM (PIVOT MOUNTING BRACKETS AND HARDWARE)

SPRING



AERO #	DESCRIPTION	COLOR	LANAU #
0311-840004	HEAVY DUTY SPRING	BLACK	-
0715-619581	MEDIUM DUTY SPRING	ORANGE	-

SPRING TUBE



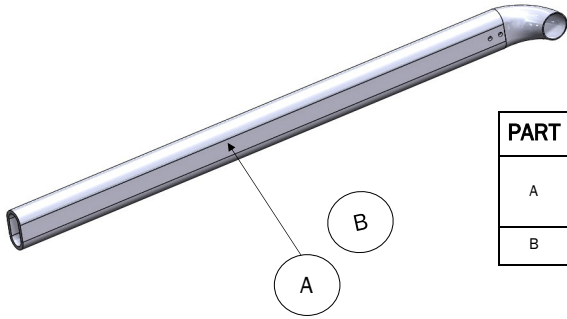
AERO #	DESCRIPTION	LENGHT	FOR NO. OF SPRING	LANAU #
0311-840003	LARGE SPRING TUBE	78	3	-

SPRING CABLE ASSEMBLY



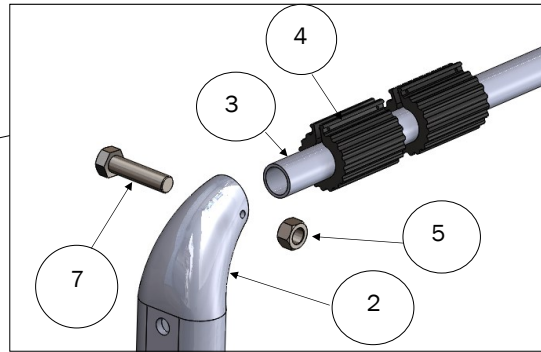
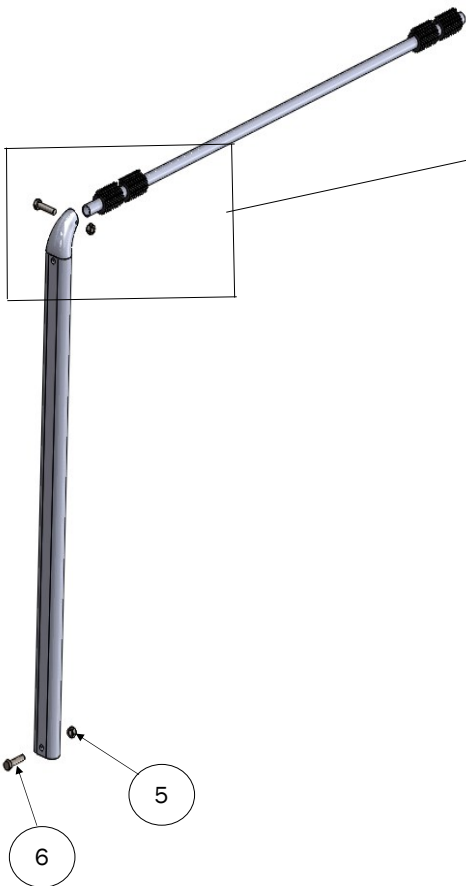
AERO #	DESCRIPTION	LENGHT	FOR NO. OF SPRINGS	LANAU #
0311-940007	SMALL CABLE ASSEMBLY	40	1	-
0311-940011	MEDIUM CABLE ASSEMBLY	68	2	-
0381-940005	LARGE CABLE ASSEMBLY	96	3	-

STRAIGHT SWING ARM ASSEMBLY



PART	AERO #	DESCRIPTION	FITS	LANAU #
A	0311-940201	SWING ARM ASSEMBLY 136"	SMALL PIVOT 21'-25' OR MEDIUM PIVOT 26'-30'	-
B	0311-940204	SWING ARM ASSEMBLY 170"	MEDIUM PIVOT 31'-35'	-


STRAIGHT SWING ARM COMPONENTS



PART	AERO #	DESCRIPTION	LANAU #
2	1300-148403	CASTING, 90 DEGREE CORNER	-
3	0311-840018	CROSS ARM, 2" OD 107.5" ALUMINIUM	-
4	0311-862272	CROSS ARM RUBBER POLE RUBBER	-
5	0815-650302	NUT, BINDING ; 1/4-20 X 11/16	-
6	0810-650300	BOLT, BINDING; 1/4-20 X 1 1/4	-
7	0810-650302	BOLT, BINDING ; 1/4-20 X 1 3/4	-

PART	AERO #	DESCRIPTION	FITS	LANAU #
-	0311-840201-P	SWING ARM 136"	SMALL PIVOT 21'-25' OR MEDIUM PIVOT 26'-30'	-
-	0311-840203-P	SWING ARM 170"	MEDIUM PIVOT 31'-35'	-

1

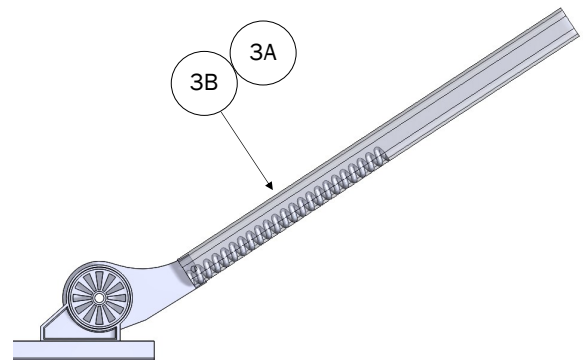
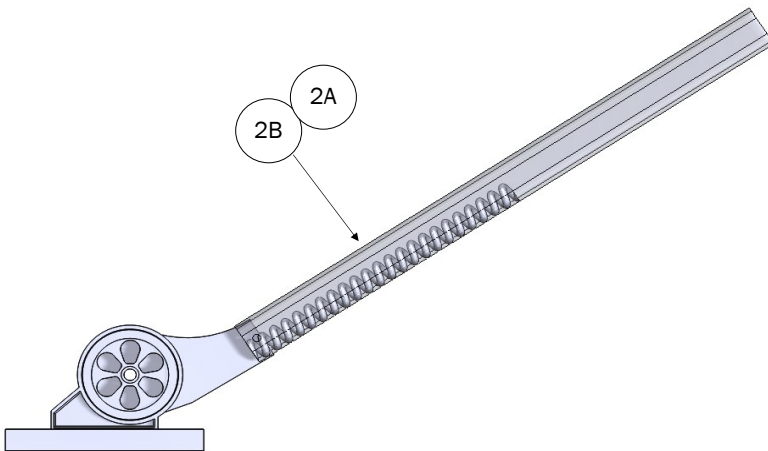
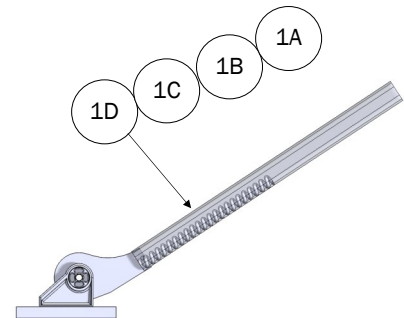


BEARING KIT FOR ALL TARP HOUSING

PART	# AERO	DESCRIPTION	QTY	LANAU #
1	0710-602155	BEARING FLANGE 1" BORE	1	-

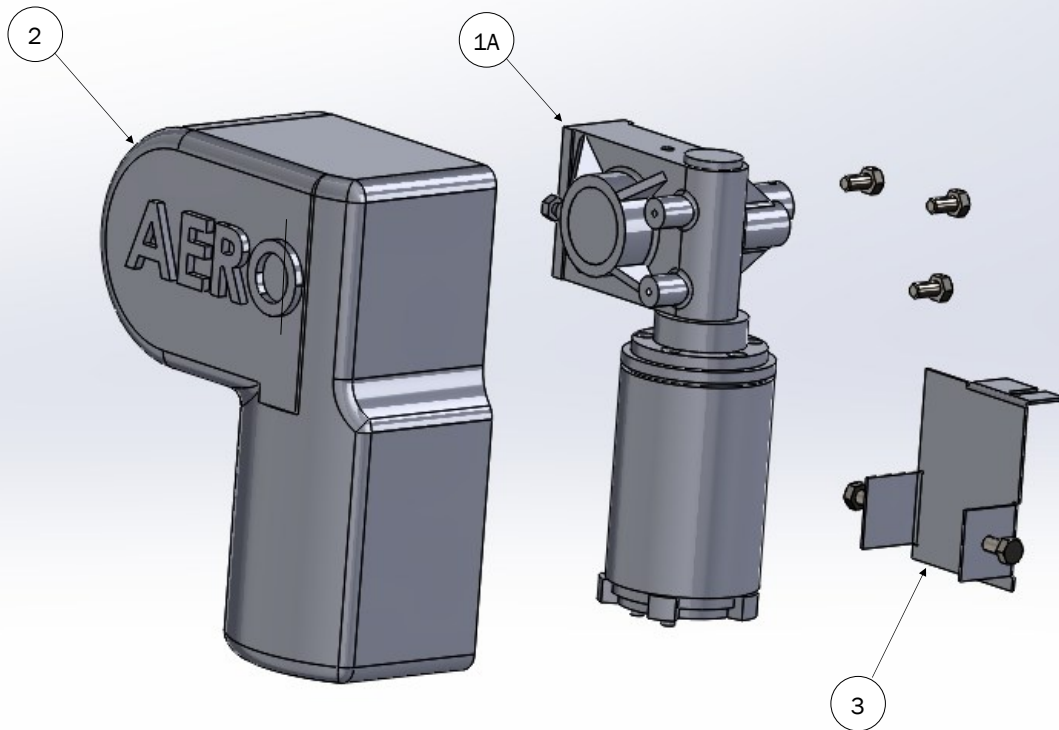
PART	# AERO	DESCRIPTION	QTY OF SPRING	LANAU #
1A	0311-940014-DS	SMALL PIVOT ASSY DS	1	-
1B	0311-940014-PS	SMALL PIVOT ASSY PS	1	-
1C	0381-940008-DS	MEDIUM DUTY SMALL	1	-
1D	0381-940008-PS	PIVOT ASSY DS MEDIUM DUTY SMALL PIVOT ASSY DS	1	-
2A	0311-940012-DS	MEDIUM PIVOT ASSY DS	2	-
2B	0311-940012-PS	MEDIUM PIVOT ASSY PS	2	-
3A	0381-940004-DS	LARGE PIVOT DS	3	-
3B	0381-940004-PS	LARGE PIVOT PS	3	-

PIVOT ASSEMBLIES



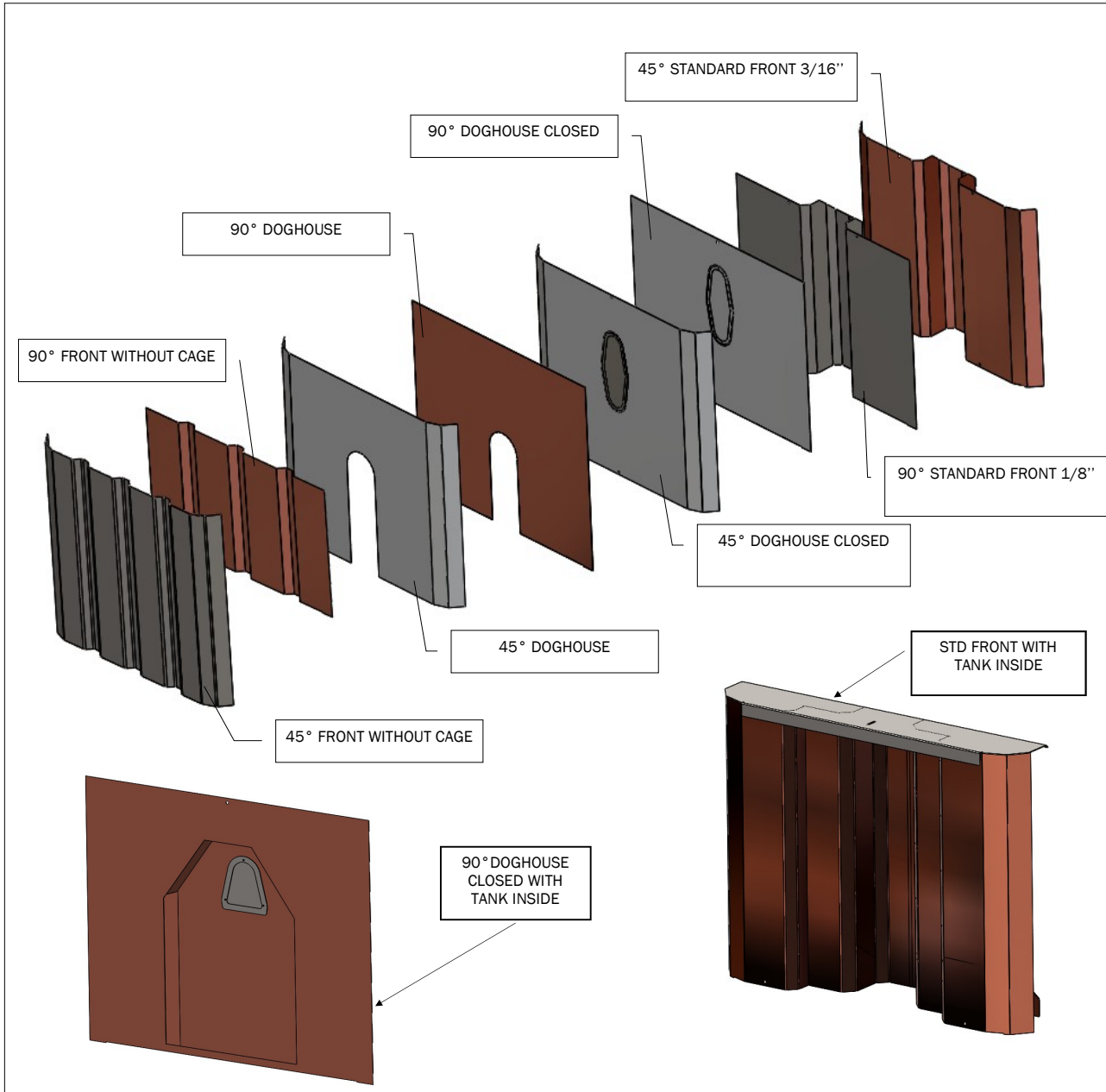
MOTOR SQUARE GEARBOX

AERO TARP SYSTEM (MOTOR)

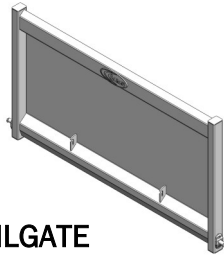


PART	AERO #	DESCRIPTION	LANAU #
1	0755-627005	MOTOR ONLY	-
1A	0311-963138	KIT	-
2	0311-860652	MOTOR COVER E/C GW30	-
3	0311-860285	PLAE FILLER	-

9 DIFFERENT FRONT MODELS



S SERIES



(1) PANEL TAILGATE

PANEL TAILGATE COMPARTIMENT (1)	LANAU #
A36 3/16 X 30 in	8-30-0001a
3/16 HDX450 X 30 in	8-30-0001b
A36 1/4 x 30 in	8-30-0001c
1/4 HDX450 X 30 in	8-30-0001d
A36 3/16 X 36 in	8-36-0011a
3/16 HDX450 X 36 in	8-36-0011b
A36 1/4 x 36 in	8-36-0011c
1/4 HDX450 X 36 in	8-36-0011d
A36 3/16 X 42 in	8-42-0002a
3/16 HDX450 X 42 in	8-42-0002b
A36 1/4 x 42 in	8-42-0002c
1/4 HDX450 X 42 in	8-42-0002d
3/16 HDx450 x 46 in	8-46-0011b
1/4 HDx450 x 46 in	8-46-0011d
A36 3/16 X 48 in	8-48-0026a
3/16 HDX450 X 48 in	8-48-0026b
A36 1/4 x 48 in	8-48-0026c
1/4 HDX450 X 48 in	8-48-0026d
A36 3/16 X 54 in	8-54-0026a
3/16 HDX450 X 54 in	8-54-0026b
A36 1/4 x 54 in	8-54-0026c
1/4 HDX450 X 54 in	8-54-0026d
A36 3/16 X 60 in	8-60-0026a
3/16 HDX450 X 60 in	8-60-0026b
A36 1/4 x 60 in	8-60-0026c
1/4 HDX450 X 60 in	8-60-0026d
A36 3/16 X 66 in	8-66-0026a
3/16 HDX450 X 66 in	8-66-0026b
A36 1/4 x 66 in	8-66-0026c
1/4 HDX450 X 66 in	8-66-0026d

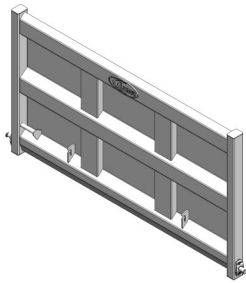


(2) PANEL TAILGATE

PANEL TAILGATE COMPARTIMENT (2)	LANAU #
A36 3/16 X 36 in	8-36-0001a
3/16 HDX450 X 36 in	8-36-0001b
A36 1/4 x 36 in	8-36-0001c
1/4 HDX450 X 36 in	8-36-0001d
A36 3/16 X 42 in	8-42-0001a
3/16 HDX450 X 42 in	8-42-0001b
A36 1/4 x 42 in	8-42-0001c
1/4 HDX450 X 42 in	8-42-0001d
3/16 HDx450x46 in	8-46-0001b
1/4 HDx450x46 in	8-46-0001d
A36 3/16 X 48 in	8-48-0001a
3/16 HDX450 X 48 in	8-48-0001b
A36 1/4 x 48 in	8-48-0001c
1/4 HDX450 X 48 in	8-48-0001d
A36 3/16 X 54 in	8-54-0001a
3/16 HDX450 X 54 in	8-54-0001b
A36 1/4 x 54 in	8-54-0001c
1/4 HDX450 X 54 in	8-54-0001d
A36 3/16 X 60 in	8-60-0001a
3/16 HDX450 X 60 in	8-60-0001b
A36 1/4 x 60 in	8-60-0001c
1/4 HDX450 X 60 in	8-60-0001d
A36 3/16 X 66 in	8-66-0001a
3/16 HDX450 X 66 in	8-66-0001b
A36 1/4 x 66 in	8-66-0001c
1/4 HDX450 X 66 in	8-66-0001d

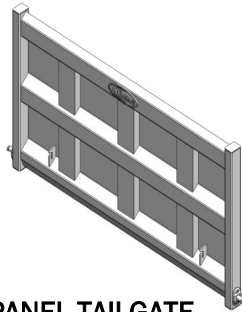
TAILGATE MODELS

S SERIES



(6) PANEL TAILGATE

PANEL TAILGATES COMPARTIMENT (6)	LANAU #
A36 3/16 X 42 in	8-42-0019a
3/16AR450 X42 in	8-42-0019b
A36 1/4 X 42 in	8-42-0019c
1/4 AR450 X 42 in	8-42-0019d
3/16AR450 X 46 in	8-46-0021b
1/4 AR450 X 46 in	8-46-0021d
A36 3/16 X 48 in	8-48-0021a
3/16AR450 X 48 in	8-48-0021b
A36 1/4 x 48 in	8-48-0021c
1/4 AR450 X 48 in	8-48-0021d
A36 3/16 X 54 in	8-54-0027a
3/16AR450 X 54 in	8-54-0027b
A36 1/4 x 54 in	8-54-0027c
1/4 AR450 X 54 in	8-54-0027d
A36 3/16 X 60 in	8-60-0031a
3/16AR450 X 60 in	8-60-0031b
A36 1/4 x 60 in	8-60-0031c
1/4 AR450 X 60 in	8-60-0031d
A36 3/16 X 66 in	8-66-0005a
3/16AR450 X 66 in	8-66-0005b
A36 1/4 x 66 in	8-66-0005c
1/4 AR450 X 66 in	8-66-0005d



(8) PANEL TAILGATE

PANEL TAILGATES COMPARTIMENT (8)	LANAU #
A36 3/16 X 42 in	8-42-0020a
3/16AR450 X 42 in	8-42-0020b
A36 1/4 X 42 in	8-42-0020c
1/4 AR450 X 42 in	8-42-0020d
3/16 AR450 x 46 in	8-46-0031b
1/4 AR450 x 46 in	8-46-0031d
A36 3/16 X 48 in	8-48-0025a
3/16AR450 X 48 in	8-48-0025b
A36 1/4 x 48 in	8-48-0025c
1/4 AR450 X 48 in	8-48-0025d
A36 3/16 X 54 in	8-54-0031a
3/16AR450 X 54 in	8-54-0031b
A36 1/4 x 54 in	8-54-0031c
1/4 AR450 X 54 in	8-54-0031d
A36 3/16 X 60 in	8-60-0032a
3/16AR450 X 60 in	8-60-0032b
A36 1/4 x 60 in	8-60-0032c
1/4 AR450 X 60 in	8-60-0032d
A36 3/16 X 66 in	8-66-0105a
3/16AR450 X 66 in	8-66-0105b
A36 1/4 x 66 in	8-66-0105c
1/4 AR450 X 66 in	8-66-0105d



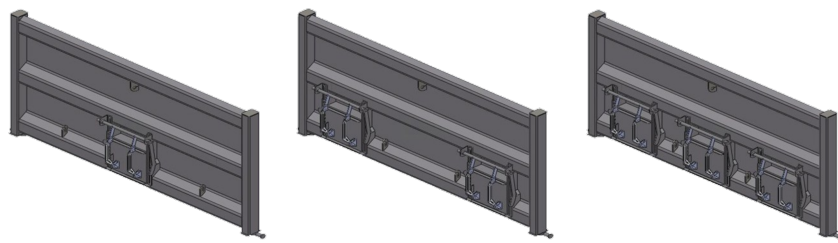
QUARTZ TAILGATE

PANEL TAILGATES QUARTZ	LANAU #
A36 3/16 X 30 in	8-30-0002a
3/16 AR450 X 30 in	8-30-0002b
A36 1/4 X 30 in	8-30-0002c
1/4 AR450 X 30 in	8-30-0002d
A36 3/16 X 36 in	8-36-0014a
3/16 AR450 X 36 in	8-36-0014b
A36 1/4 x 36 in	8-36-0014c
1/4 AR450 X 36 in	8-36-0014d
A36 3/16 X 42 in	8-42-0026a
3/16 AR450 X 42 in	8-42-0026b
A36 1/4 x 42 in	8-42-0026c
1/4 AR450 X 42 in	8-42-0026d
3/16 AR450 x 46 in	8-46-0041b
1/4 AR450 x 46 in	8-46-0041d
A36 3/16 X 48 in	8-48-0023a
3/16 AR450 X 48 in	8-48-0023b
A36 1/4 x 48 in	8-48-0023c
1/4 AR450 X 48 in	8-48-0023d
A36 3/16 X 54 in	8-54-0025a
3/16 AR450 X 54 in	8-54-0025b
A36 1/4 x 54 in	8-54-0025c
1/4 AR450 X 54 in	8-54-0025d
A36 3/16 X 60 in	8-60-0036a
3/16 AR450 X 60 in	8-60-0036b
A36 1/4 x 60 in	8-60-0036c
1/4 AR450 X 60 in	8-60-0036d
A36 3/16 X 66 in	8-66-0002a
3/16 AR450 X 66 in	8-66-0002b
A36 1/4 x 66 in	8-66-0002c
1/4 AR450 X 66 in	8-66-0002d

TAILGATE MODELS

S SERIES

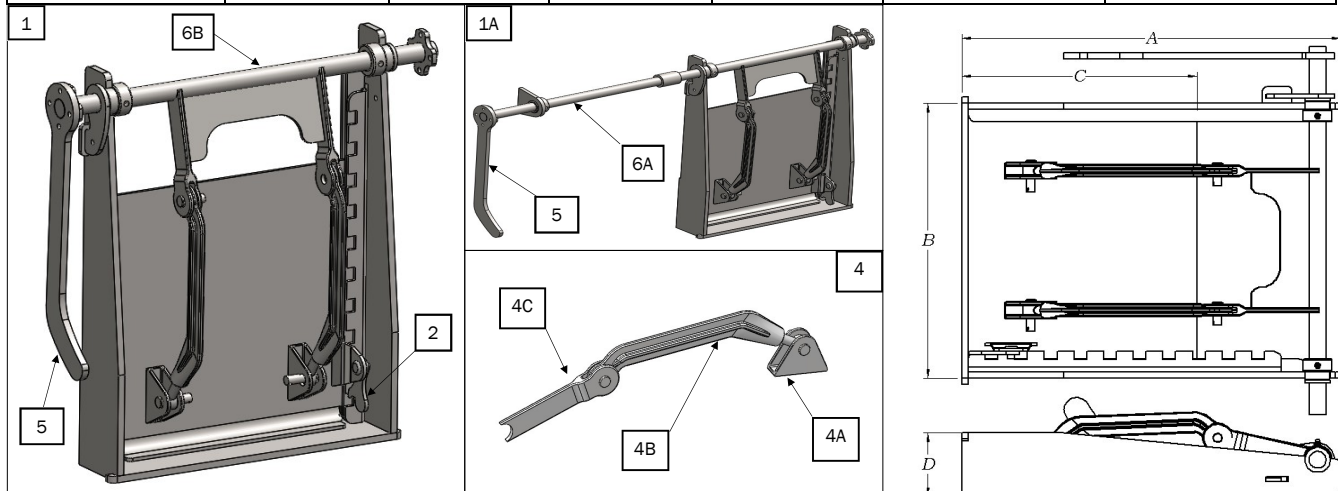
WESTERN COAL DOOR



3 POSITIONS FOR INSTALLATION OF COAL DOORS

WESTERN COAL DOORS

MODEL	A	B	C	D	OPENING	
					Width	Height
13 in	22 3/8"	16 1/2"	13 7/8"	3 13/16"	14 1/2"	13 1/2"



WESTERN COAL DOOR

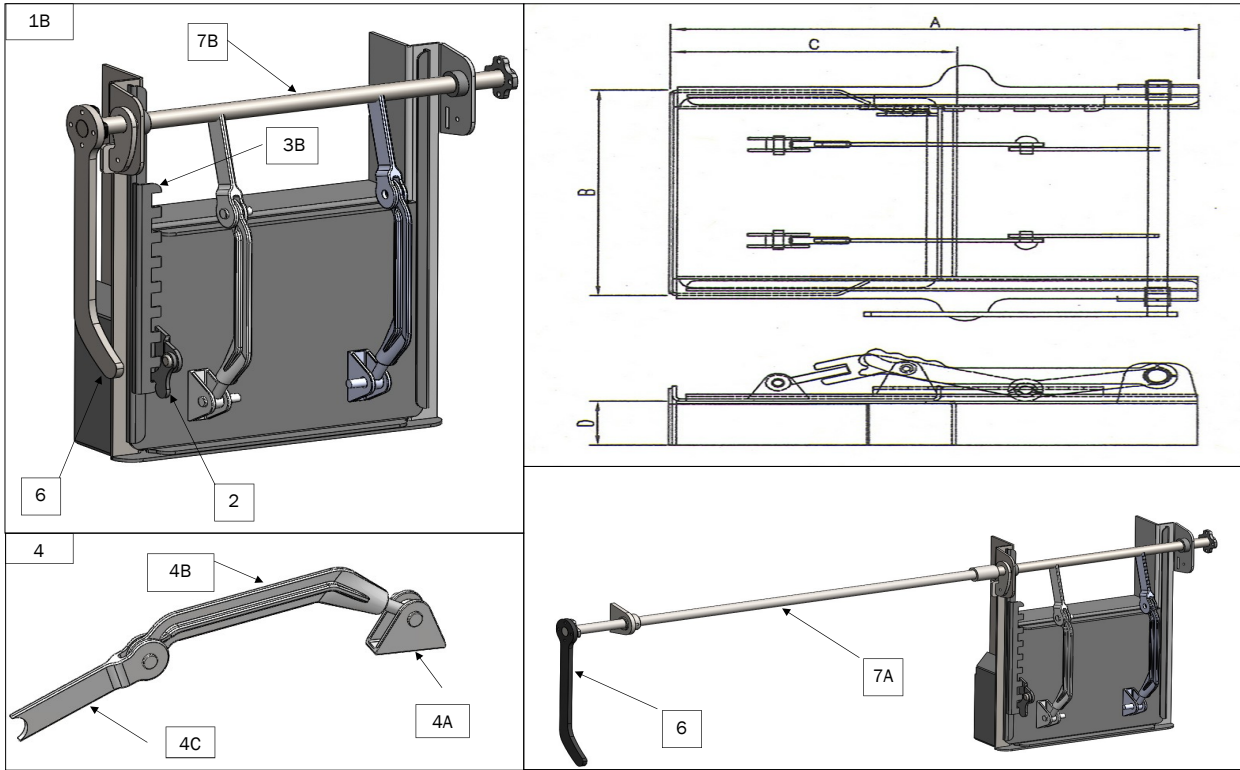
LANAU

1	COAL DOOR WESTERN 13 in SHORT HANDLE (NOT-INSTALLED)	8-0083
1A	COAL DOOR WESTERN 13 in LONG HANDLE (NOT-INSTALLED)	8-0083-ASS-3
2	LOCK HANDLE	8-0013
3	LOCK RATCHET	8-0010
4	CAM HANDLE KIT	8-0081
4A	EYE BOLT ATTACHMENT	8-0056
4B	INFERIOR COAL DOOR ARM	8-0057
4C	SUPPORT COAL DOOR ARM	8-0058
5	REVERSIBLE HANDLE	8-0039-08-1R
6A	LONG SHAFT 1" X 45" LG.	8-0083-5-1
6B	SHORT SHAFT 1"Ø X 22" LG.	8-0083-5

S SERIES

STANDARD COAL DOORS

MODEL	A	B	C	D	OPENING	
					Width	Height
13 in	23"	16 1/2"	14"	3 1/2"	13 1/2"	12 1/2"



STANDARD COAL DOOR

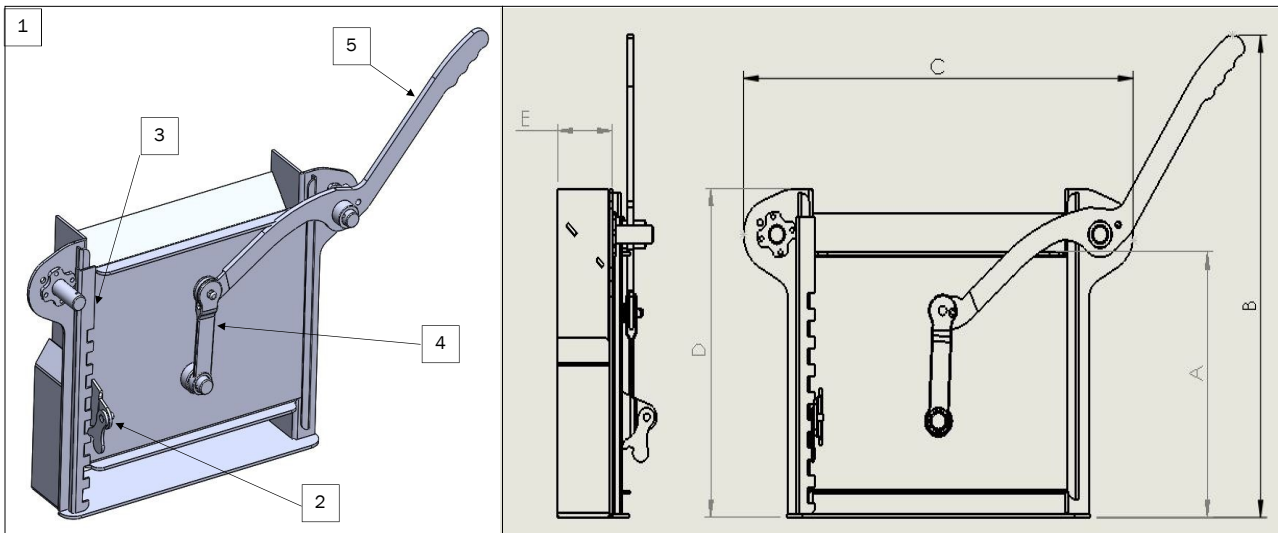
LANAU

1B	COAL DOOR 13 in (NOT-INSTALLED)	8-0001
2	LOCK HANDLE	8-0012
3B	LOCK RATCHET 13 in	8-0010
4	KIT FORMAT BIG	8-0081
4A	EYE BOLT ATTACHMENT	8-0056
4B	INFERIOR COAL DOOR ARM	8-0057
4C	SUPPORT COAL DOOR ARM	8-0058
6	REVERSIBLE HANDLE	8-0059-08-1R
7A	LONG SHAFT 1" X 45" LG.	8-0083-5-1
7B	SHORT SHAFT 1"Ø X 22" LG.	8-0083-5

S SERIES

TWIN COAL DOOR

MODEL	A	B	C	D	E	OPENING	
						Width	Height
TWIN	14 1/8"	19 1/4"	21 1/4"	18"	3 7/16"	13 1/2"	12"



TWIN COAL DOOR

LANAU

1	COAL DOOR, TWIN MODEL AND REVERSIBLE HANDLE	8-0092-R
2	LOCK HANDLE	8-0012
3	LOCK RATCHET 12" TWIN	8-0011
4	MIDDLE ARM MODEL TWIN	8-0082
5	COAL DOOR REVERSIBLE HANDLE	8-0098-1

S SERIES


CAB SHIELDS MODELS




CAB SHIELD 45° PRO-FILED	LANAU #
12"	9-12-0008
18"	9-18-0011
24"	9-24-0010
30"	9-30-0007
36"	9-36-0004
42"	9-42-0012



CAB SHIELD 90° PROFILED	LANAU #
12"	9-12-0004
18"	9-18-0049
24"	9-24-0014
30"	9-30-0015
36"	9-36-0016
42"	9-42-0015



CAB SHIELD 90° FLAT	LANAU #
12"	9-12-0775
18"	9-18-0775
24"	9-24-0775



CAB SHIELD CARDINAL 90 °	9-0050
--------------------------	--------



CAB SHIELD CARDINAL 45 °	9-0051
--------------------------	--------

S SERIES



MISCELLANEOUS TAILGATES / PARTS

1) TAILGATE HINGE KIT

LANAU #

1A	COMPLETE TAILGATE HINGE KIT (DRIVER + PASSENGER)	10-01-0005
1B	1-1/4 in PIN	10-01-0018
1C	STANDARD FIXED HINGE	10-01-0001
1D	1 in SLANTED MOBILE HINGE DRIVER'S SIDE	10-01-0002
1E	1 in SLANTED MOBILE HINGE PASSENGER'S SIDE	10-01-0003
1F	HEX. BOLTS 1/2-13NC X 2-1/2 in LG. & NUTS	15-05-0036
1G	HEXAGON SOCKET SCREWS	15-05-0037

2) TAILGATE CHAIN HOOK

2	TAILGATE CHAIN HOOK	10-01-0007
---	---------------------	------------

3) SPREADER CHAIN

3	3/8 in X 39 in LG. (GRADE 70)	10-01-0009
---	-------------------------------	------------

4) TAILGATE SAFETY LOCK

4A	LANAU MODEL (1 PIECE)	11-13-0012
4B	BUYERS MODEL (1 PIECE)	15-07-0015

5) AIR CYLINDER

5A	COMPLETE AIR CYLINDER KIT (3-1/4 in DIA. X 8 in STROKE-250PSI)	15-03-0024
5B	AIR CYLINDER (3-1/4 in DIA. X 8 in STROKE-250PSI)	15-03-0024-1
5C	DOUBLE ACTION VALVE-114PSI	15-03-0024-2
5D	HOSE KIT	15-03-0004

6) TAILGATE PIN

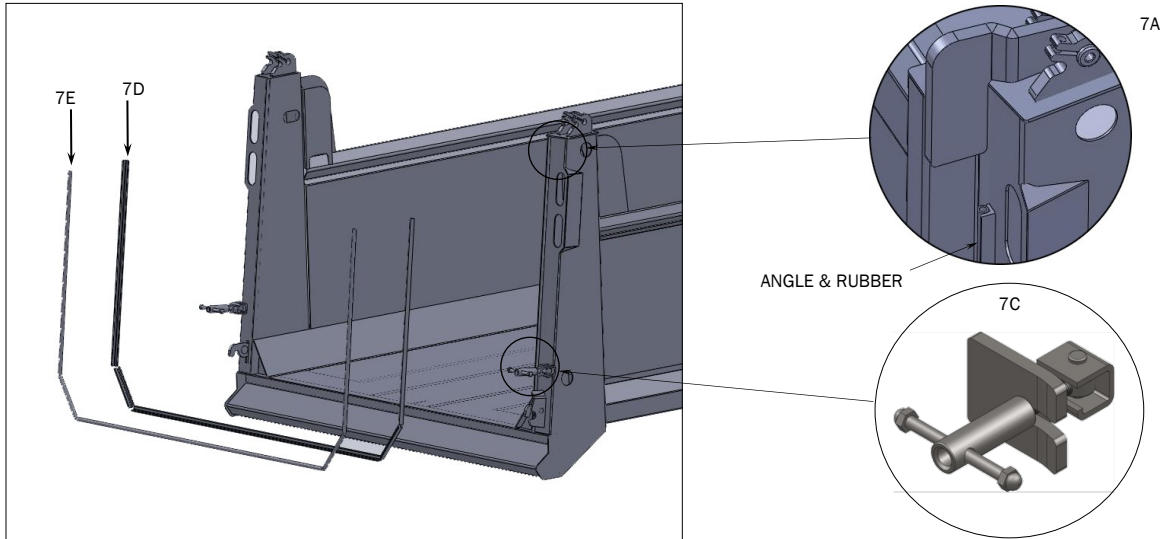
6A	TAILGATE SIDE PIN	10-0004
6B	TAILGATE UNDER PIN (OLD BUMPER)	10-0002G or D

5291, Chemin du lac, St-Gabriel-de-Brandon (Québec) J0K 2N0 450-835-1777

lanau-industries.com



S SERIES



WATER TIGHT TAILGATE SYSTEM

7 WATER TIGHT TAILGATE/SYSTEM

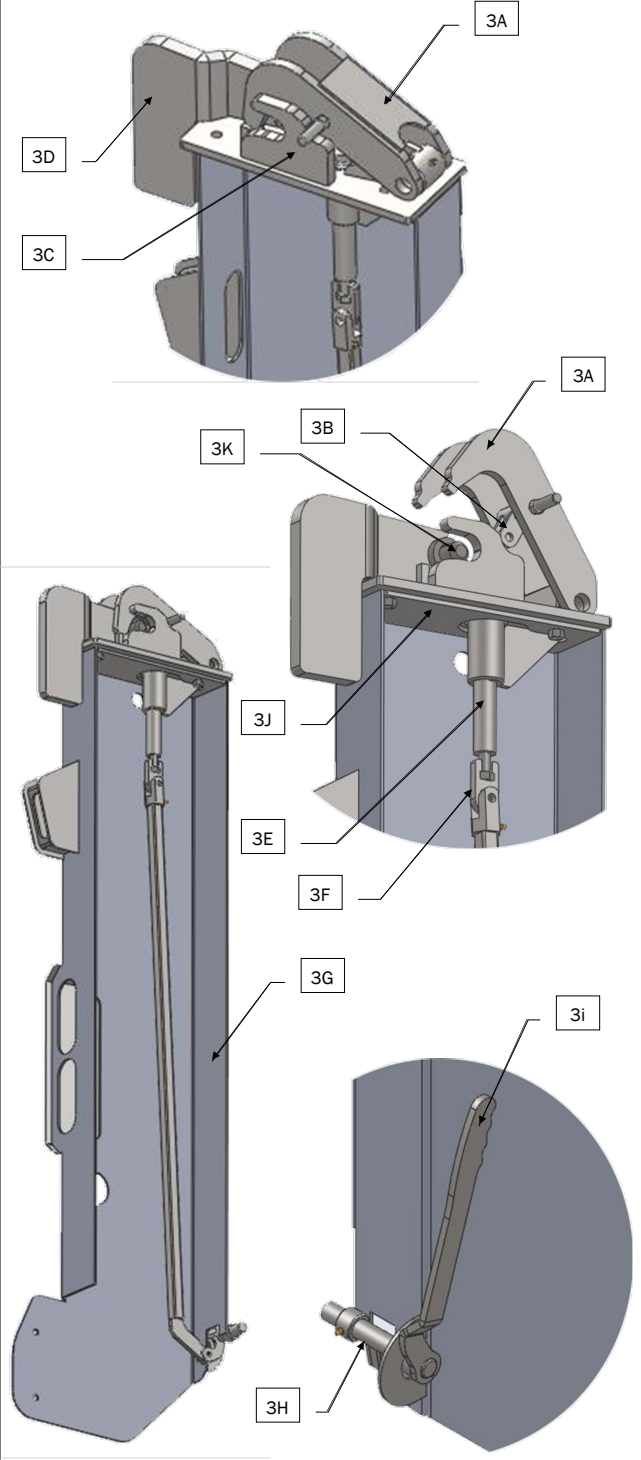
LANAU

		LANAU #
7A	COMPLET WATER TIGHT TAILGATE SYSTEM KIT (INCLUDING: 2-BUYERS SAFETY LOCK, ANGLES & RUBBER)	11-20-0001
7B	COMPLET WATER TIGHT TAILGATE SYSTEM KIT INSTALLED	11-20-0001i
7C	BUYERS SAFETY LOCK (NOT-INSTALLED)	15-07-0015
7D	1 in X 1 in X 1/4 in ANGLE KIT (2 LENGHT OF 72 in / 1 LENGHT OF 96 in)	11-20-0001-3
7E	3/4 in OD X 1/2 in ID X 24 ft RUBBER	11-20-0001-4

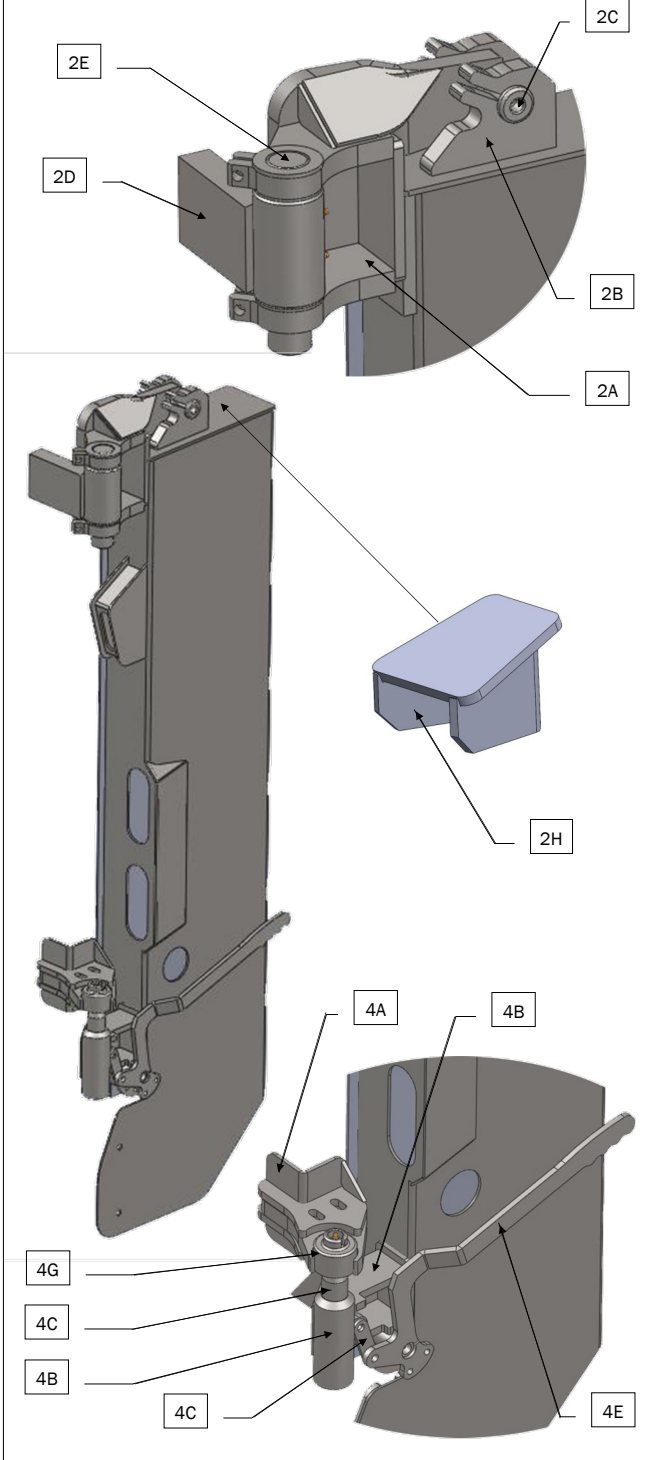
S SERIES

BARN DOOR SYSTEM (OLD MODEL)

DRIVER'S SIDE



PASSENGER'S SIDE



5291, Chemin du lac, St-Gabriel-de-Brandon (Québec) J0K 2N0 450-835-1777

lanau-industries.com



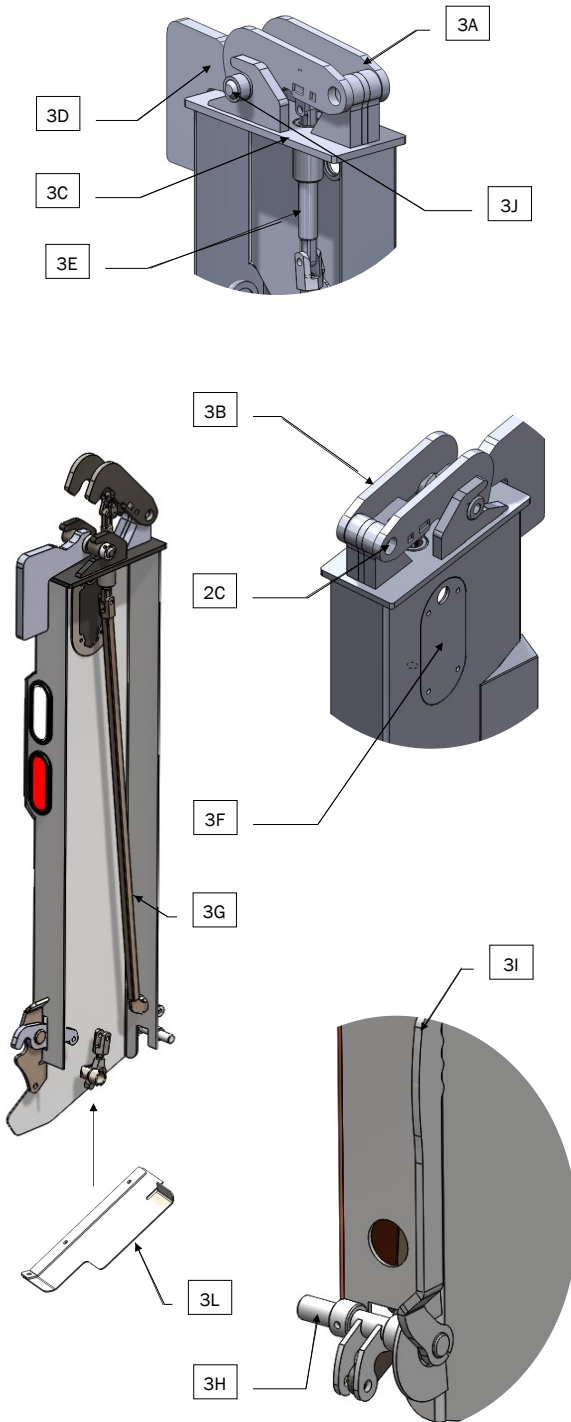
S SERIES

BARN DOOR SYSTEM (OLD MODEL)

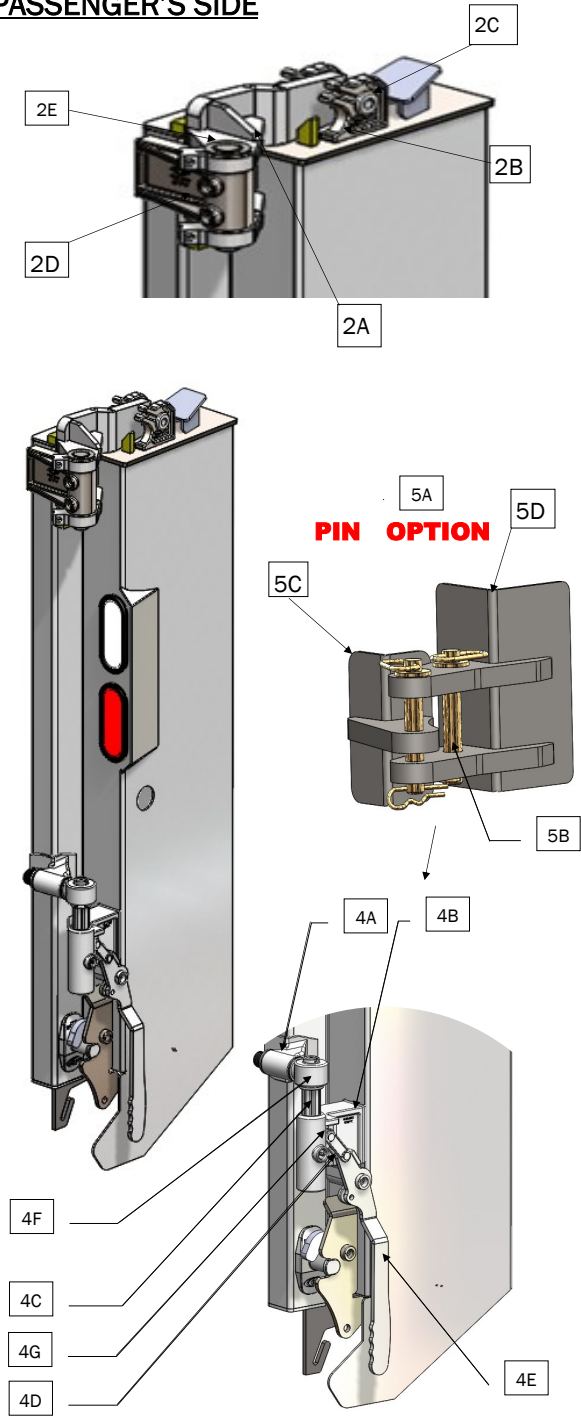
1) COMPLETE BARN DOOR SYSTEM KIT		LANAU #
	NOT-INSTALLED	10-02-0100
	INSTALLED	10-02-0100i
2) HINGE (UPPER PASSENGER'S SIDE)		10-02-0151
2A	PASSENGER'S SIDE UPPER HINGE	10-02-0119
2B	STANDARD FIXED HINGE	10-01-0001
2C	1 1/4" Ø TAILGATE PIN	10-01-0018
2D	PASSENGER'S SIDE SLANTED MOBILE HINGE	10-02-0115
2E	PIN 1-7/8 in DIA. X 5-1/2 in LG.	10-02-0100-3
2F	REAR POST REINFORCEMENT	10-02-0012
2G	WASHER 1/8 in	10-02-0125
2H	STOPPER	OUVL-10-02-0158
3) HINGE (DRIVER'S SIDE)		10-02-0152
3A	DRIVER'S SIDE TAILGATE LOCK	10-02-0111
3B	DRIVER'S SIDE UPPER HINGE	10-02-0091
3C	DRIVER'S SIDE HINGE	10-02-0107
3D	STANDARD FIXED HINGE 1 in	10-02-0143
3E	DRIVER'S SIDE ATTACH	10-02-0089
3F	DRIVER'S SIDE INTERMEDIATE ATTACH	10-02-0123
3G	DRIVER'S SIDE ARM	10-02-0124
3H	DRIVER'S SIDE LOWER HINGE	10-02-0080
3i	DRIVER'S SIDE HANDLE	10-02-0060
3J	DRIVER'S SIDE TOP PLATE	OUVL-10-02-0007-2
3K	PIN 1 3/4" Ø X 6 7/8" LG.	OUVL-10-02-0092
4) HINGE (LOWER PASSENGER'S SIDE)		10-02-0153
4A	PASSENGER'S SIDE ADJUSTMENT PLATE (WELDED ON TAILGATE)	10-02-0044
4B	PASSENGER'S SIDE LOWER HINGE	10-02-0047
4C	PASSENGER'S SIDE 1-1/2 in DIA. PIN	10-02-0055
4D	PASSENGER'S SIDE INTERMEDIATE ATTACH	10-02-0057
4E	PASSENGER'S SIDE HANDLE	10-02-0056
4F	PASSENGER'S SIDE HANDLE SHAFT	10-02-0058
4G	PASSENGER'S SIDE PIVOT PLATE	10-02-0052

S SERIES

DRIVER'S SIDE



PASSENGER'S SIDE



BARN DOOR SYSTEM (NEW MODEL)

5291, Chemin du lac, St-Gabriel-de-Brandon (Québec) J0K 2N0 450-835-1777

lanau-industries.com



S SERIES



BARN DOOR SYSTEM (NEW MODEL)

1) COMPLETE BARN DOOR SYSTEM KIT

LANAU #

	INSTALLED	10-02-0200
	NOT-INSTALLED	10-02-0200i

2) HINGE (UPPER PASSENGER'S SIDE)

10-02-0154

2A	NEW UPPER HINGE	OUVL-10-02-0100-LAS
2B	STANDARD FIXED HINGE	PPA-10-01-0001
2C	1 1/4" DIA. TAILGATE PIN	10-01-0018-3P0
2D	MOBILE HINGE	OUVL-10-02-0010
2E	PIN 1 1/2 in DIA. X 7 1/16 in LG.	OUVL-10-02-0100

3) HINGE (DRIVER'S SIDE)

10-02-0155

3A	TAILGATE LOCK	OUVL-10-02-0008
3B	UPPER HINGE	OUVL-10-02-0091
3C	HINGE	OUVL-10-02-0007
3D	1" SLANTED MOBILE HINGE DRIVER	10-01-0002
3E	ATTACH	OUVL-10-02-0089
3F	MAINTENANCE COVER	OUVL-10-02-0002
3G	ARM	OUVL-10-02-0102
3H	MANUAL SYSTEM	OUVL-10-02-0155
3I	HANDLE	OUVL-10-02-0004
3J	INTERMEDIATE ATTACH (PIN)	10-02-0147
3K	PIVOT BASE WITH FIXING	OUVL-10-02-0105
3L	ELECTRIC COVER	PAR-06-0064-LAT

4) HINGE (LOWER PASSENGER'S SIDE)

10-02-0156

4A	DOOR FIXATION	OUVL-10-02-0014
4B	LOWER HINGE	OUVL-10-02-0011
4C	PIN 1-1/2 in DIA.	OUVL-10-02-0071
4D	INTERMEDIATE ATTACH	OUVL-10-02-0057
4E	HANDLE	OUVL-10-02-0056
4F	HINGE PLATE	OUVL-10-02-0074
4G	LOWER PIN FIXATION	OUVL-10-02-0073

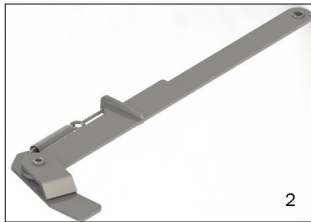
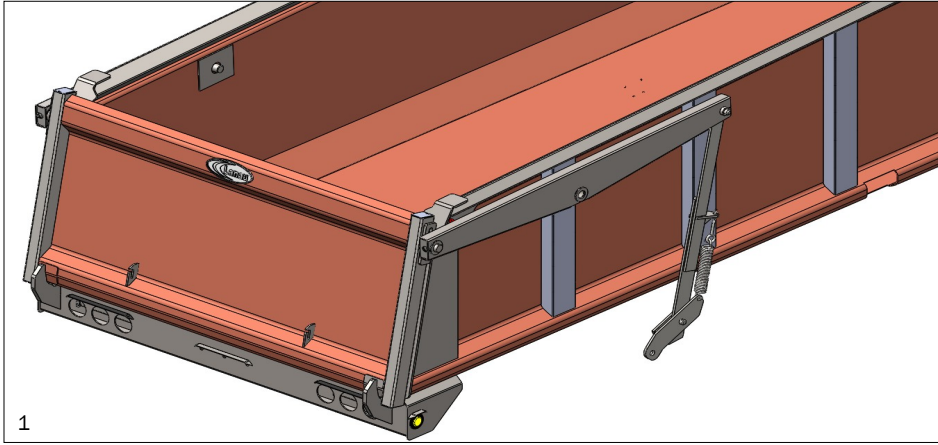
5) PIN SYSTEM (SPARE OPTION)

LANAU #

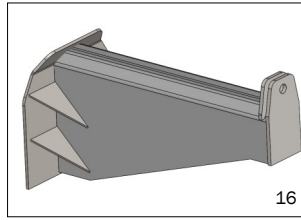
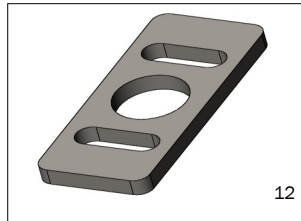






5A	KIT COMPLET	10-02-0146-PASS
5B	QUICK RELEASE PIN 1 in. X 5,875" LG.	10-02-0112
5C	SUPPORT	10-02-0146-4
5D	SUPPORT	10-02-0146-40

S SERIES

AUTOMATIC DOOR SYSTEM



SPECIFY
C FOR DRIVER
P FOR PASSENGER



5291, Chemin du lac, St-Gabriel-de-Brandon (Québec) J0K 2N0 450-835-1777

lanau-industries.com



S SERIES

AUTOMATIC DOOR SYSTEM

1) INSTALLATION KIT FOR AUTOMATIC DOOR OPENING

LANAU #

	NOT-INSTALLED	10-03-0005i
	INSTALLED	10-03-0005

2) ARM ACCEPTED

	EACH	10-03-0018
--	------	------------

3) ARM PIVOT

	DRIVER SIDE	10-03-0015-C
	PASSENGER SIDE	10-03-0015-P

4) SUPPORT CENTER PIVOT

		10-03-0015-7
--	--	--------------

5) CENTRAL PIVOT ROD

	EACH	10-03-0015-5-NEW
--	------	------------------

6) ARM SPACER

	EACH	10-03-0015-19
--	------	---------------

7) LOCK RING

		10-03-0015-11
--	--	---------------

8) DOOR GUIDE

	EACH	13-0058-1
--	------	-----------

9) INSIDE BRACE

		10-03-0015-14
--	--	---------------

10) HINGE UPPER LINK

	EACH	10-03-0015-18
--	------	---------------

11) HINGE DOOR

	EACH	10-03-0015-10
--	------	---------------

12) BRACE FOR TUBE

	EACH	10-03-0015-15
--	------	---------------

13) SPRING TENSION ARM BACK

		10-03-0015-8
--	--	--------------

14) NUT

		15-05-0039-1
--	--	--------------

15) HINGE LOWER LINK

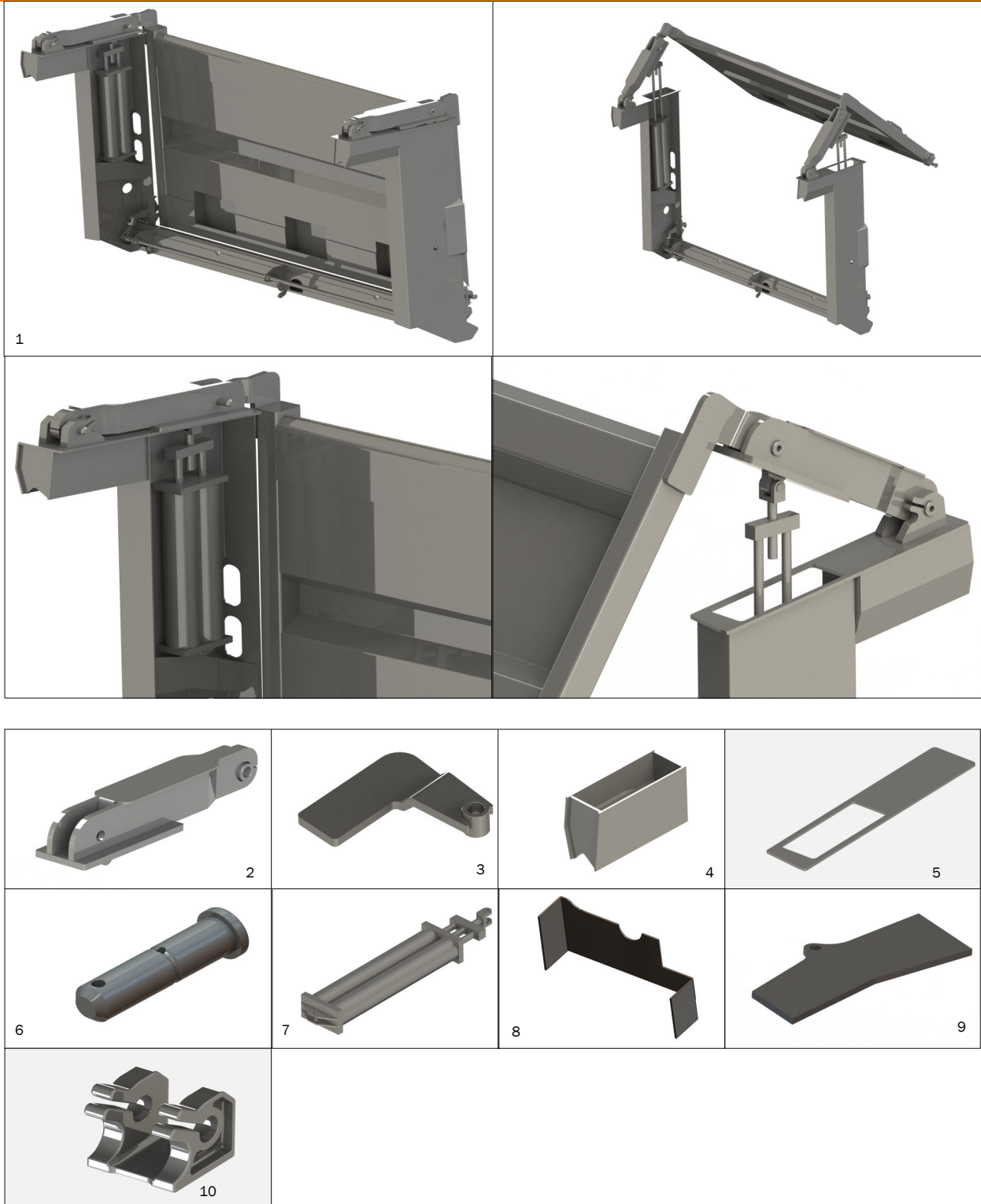
	EACH	10-03-0023
--	------	------------

16) ARM SUPPORT FOR AUTOMATIC DOOR

	EACH	OPA-10-03-0029 99P
--	------	--------------------

S SERIES

HIGH LIFT TAILGATE



5291, Chemin du lac, St-Gabriel-de-Brandon (Québec) J0K 2N0 450-835-1777

lanau-industries.com



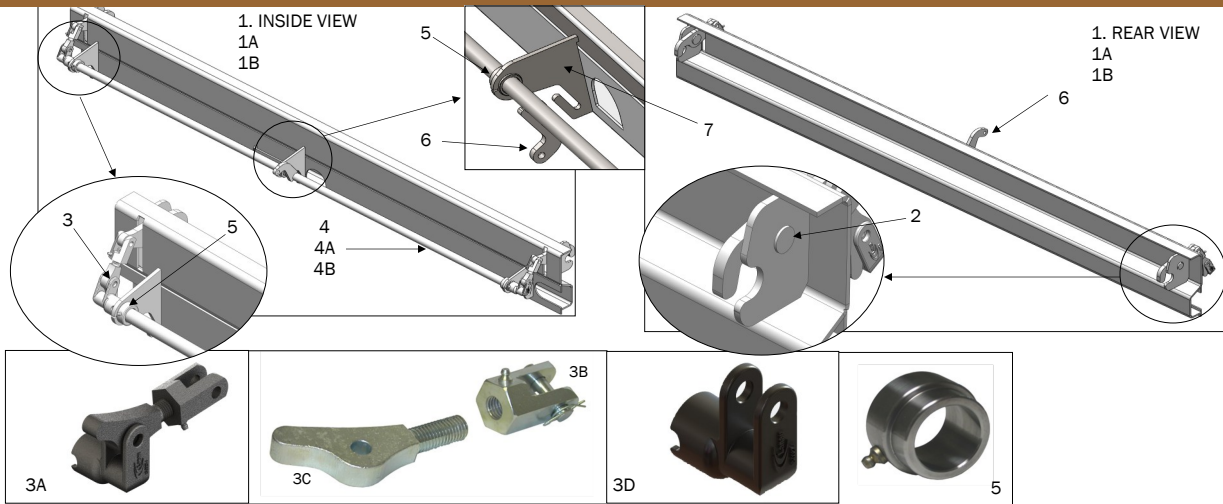
S SERIES

HIGH LIFT TAILGATE

1) HIGH LIFT/COMPLETE KIT		LANAU #
		10-05-0001
2) EXTENSION/ARM		
	EACH	10-05-0001-1
3) TOP HINGE		
	HINGE 1"	10-01-0002
4) MECHANISM/SUPPORT		
		10-05-0001-2
5) TOP PLATE		
		10-05-0021-3-1
6) TOP PIN		
	PIN 1 1/4"Ø	10-01-0018
7) DOUBLE CHAMBER/CYLINDER		
	KIT 2 DOUBLE BARREL AIR CYLINDERS	15-03-0026
	DOUBLE CHAMBER CYLINDER (1)	15-03-0026-1
8) POST BRACING		
		6-60-1102-1
9) INTERIOR SUPPORT/POST		
		6-1111
10) TOP HINGE/SUPPORT		
		10-01-0001

S SERIES

BUMPER & TAILGATE LATCH (OLD MODEL)



1) BUMPER KIT & TAILGATE LATCH KIT

LANAU #

1A	99 in DUMP BODY WIDTH	13-0027
1B	102 in DUMP BODY WIDTH	13-0027-102

2) STANDARD LOCK IT KIT

	(1) PASSENGER'S SIDE LOCK & (1) DRIVER'S SIDE LOCK	13-0021
--	--	---------

3) ECCENTRIC LEVER KIT

3A	ECCENTRIC LEVER KIT (1)	13-0022
3B	U ATTACH	13-0028
3C	ECCENTRIC ATTACH	13-0005
3D	ATTACH	13-0027-1

4) SHAFT

4A	1-1/4 ft DIA. X 95FT LG. SHAFT (FOR 99 in DUMP BODY WIDTH)	13-0027-3-99
4B	1-1/4 ft DIA. X 98FT LG. SHAFT (FOR 102 in DUMP BODY WIDTH)	13-0027-3-102

5) BUSHING

5	FOR 1-1/4 in DIA. SHAFT	13-0029
---	-------------------------	---------

6) AIR CYLINDER BRACKET

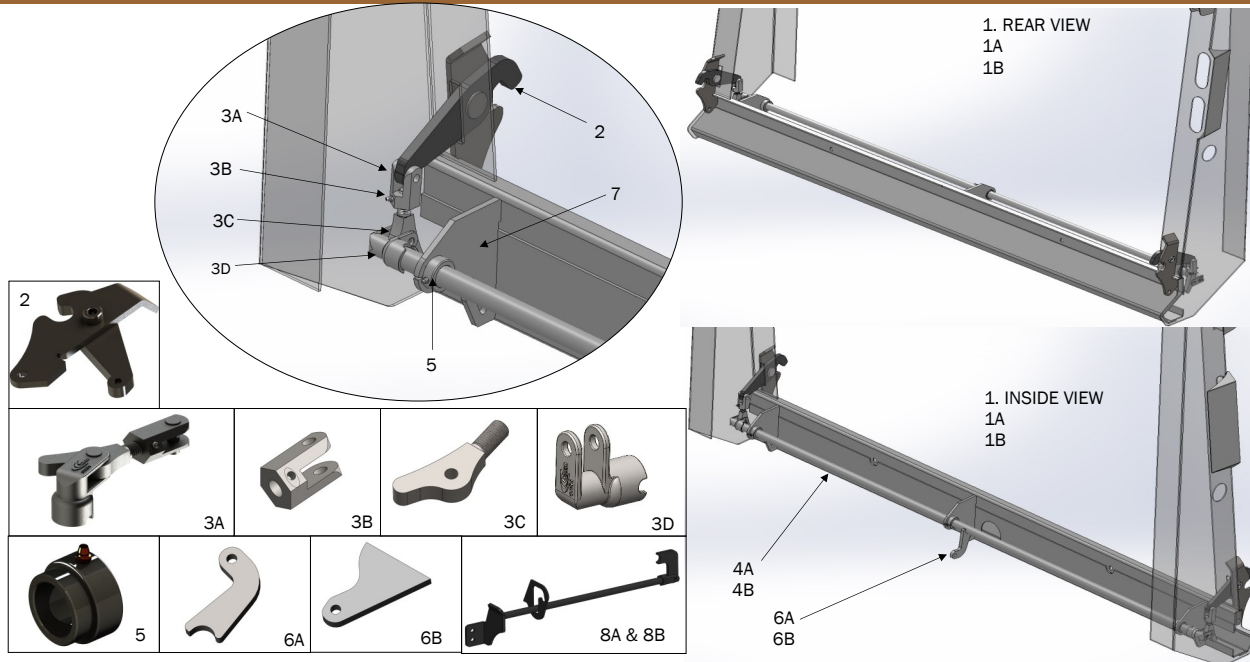
6		13-0072
---	--	---------

7) BRACKET FOR BUSHING AND SHAFT

7	BRACKET FOR BUSHING AND SHAFT	13-0002
---	-------------------------------	---------

S SERIES

STANDARD BUMPER & TAILGATE LATCHES



1) BUMPER KIT & TAILGATE LATCH KIT

LANAU #

1A	99 in DUMP BODY WIDTH	13-0074-99
1B	102 in DUMP BODY WIDTH	13-0074-102

2) STANDARD LOCK IT KIT

(1) HELPER'S SIDE LOCK & (1) DRIVER'S SIDE LOCK	13-0074-2
---	-----------

3) ECCENTRIC LEVER KIT

3A	COMPLETE ECCENTRIC LEVER KIT (2 PER ONE KIT)	13-0022
3B	U ATTACH	13-0028
3C	ECCENTRIC ATTACH	13-0005
3D	ATTACH	13-0027-1

4) SHAFT

4A	1-1/4 ft DIA. X 97ft LG. SHAFT (FOR 99 in DUMP BODY WIDTH)	13-0071-99
4B	1-1/4 ft DIA. X 100ft LG. SHAFT (FOR 102 in DUMP BODY WIDTH)	13-0071-102

5) BUSHING

FOR 1-1/4 in DIA. SHAFT	13-0029
-------------------------	---------

6) AIR CYLINDER BRACKET

6A	AIR CYLINDER BRACKET FOR DOOR	13-0072
6B	AIR CYLINDER BRACKET	13-0016

7) BRACKET FOR BUSHING AND SHAFT

7	BRACKET FOR BUSHING AND SHAFT	13-0002
---	-------------------------------	---------

8) DOOR SAFETY BAR ASSEMBLY

8A	DOOR SAFETY BAR ASSEMBLY 8 in	11-13-0001-ASS
8B	DOOR SAFETY BAR ASSEMBLY 10 in	11-13-0001-ASS10PO

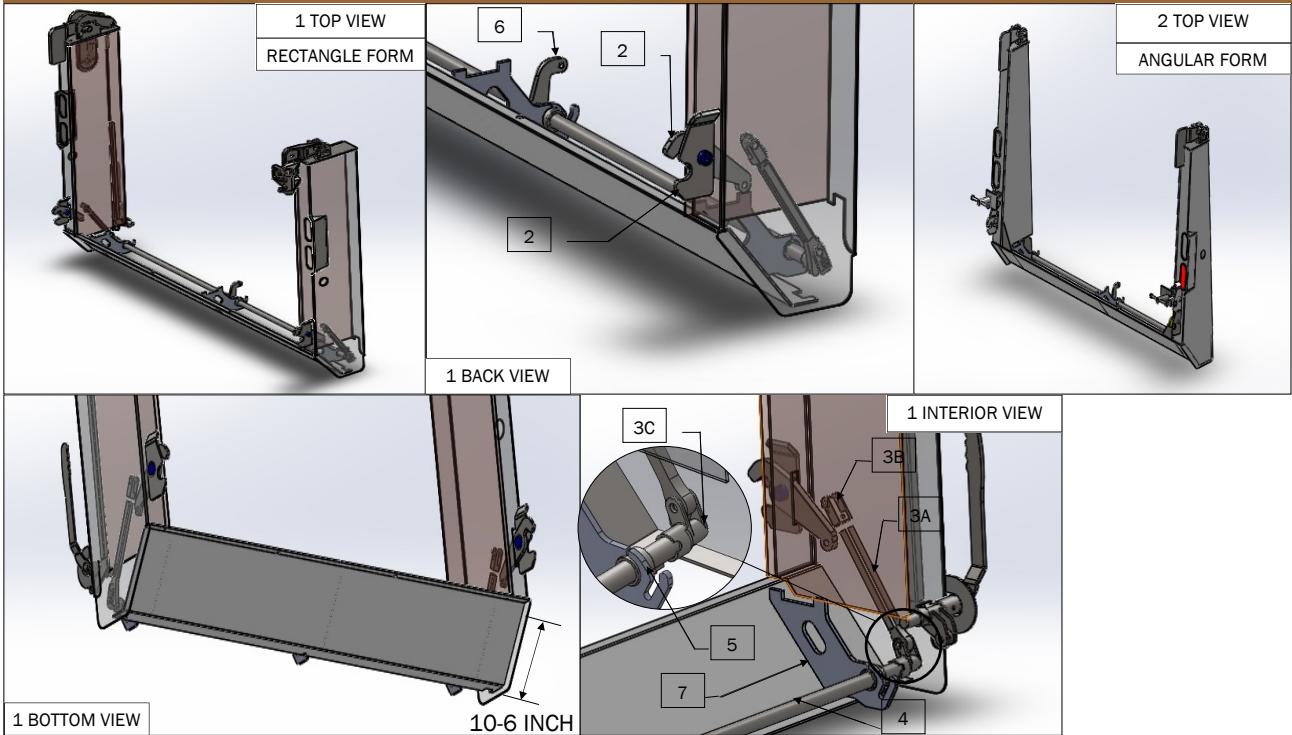
5291, Chemin du lac, St-Gabriel-de-Brandon (Québec) J0K 2N0 450-835-1777

lanau-industries.com



S SERIES

ASPHALT BUMPER & TAILGATE LATCHES



1) ASPHALT BUMPER KIT

LANAU #

1A	99 in DUMP BODY WIDTH	13-0044-99
1B	102 in DUMP BODY WIDTH	13-0044-102

2) ASPHALT LOCK KIT

	(1) PASSENGER'S SIDE LOCK & (1) DRIVER'S SIDE LOCK	13-0044-6
--	--	-----------

3) ECCENTRIC LEVER KIT

3A	ECCENTRIC ARM	13-0047
3B	U ATTACH	13-0028
3C	ATTACH (2 PER ECCENTRIC LEVER KIT)	13-0027-1

4) SHAFT

4A	1-1/4 in DIA. X 92 1/2 in LG. SHAFT FOR DUMPBODY 99 in LARGE	13-0049-99
4B	1-1/4 in DIA. X 95 1/2 in LG. SHAFT FOR DUMPBODY 102 in LARGE	13-0049-102

5) BUSHING

5	FOR 1-1/4 in DIA. SHAFT	13-0029
---	-------------------------	---------

6) AIR CYLINDER BRACKET

6		13-0072
---	--	---------

7) BRACKET FOR BUSHING AND SHAFT

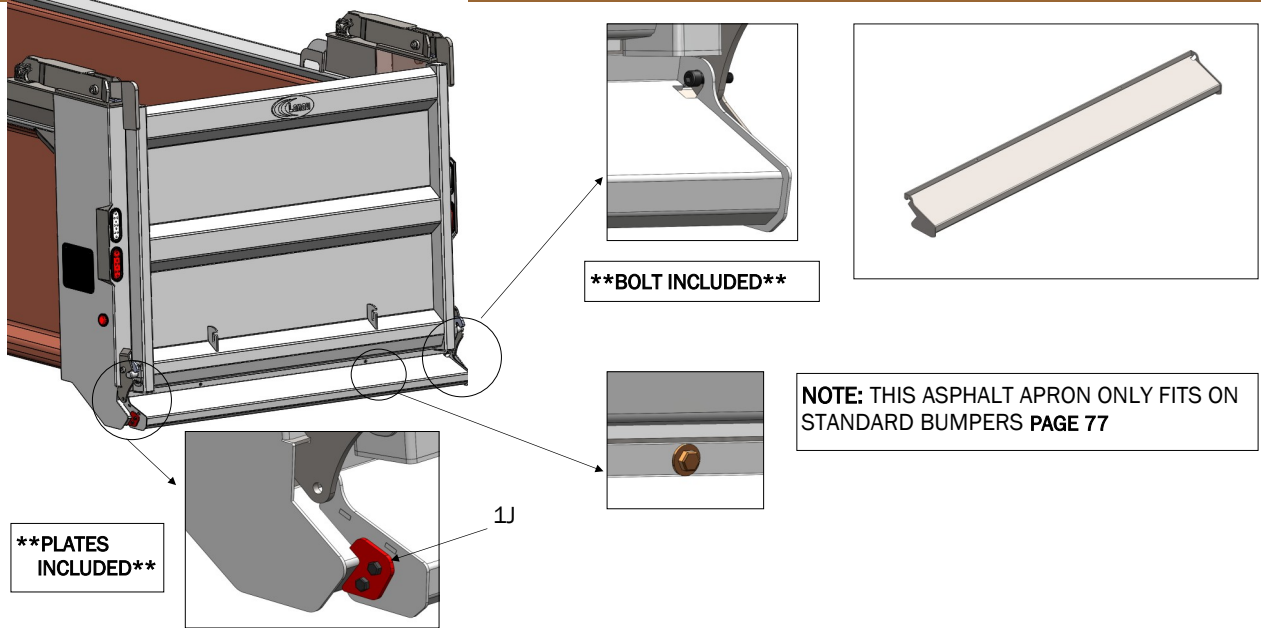
7	BRACKET FOR BUSHING AND SHAFT	13-0046
---	-------------------------------	---------

5291, Chemin du lac, St-Gabriel-de-Brandon (Québec) J0K 2N0 450-835-1777

lanau-industries.com



S SERIES



BOLTED ON ASPHALT APRONS

1 BOLTED ON ASPHALT APRON STANDARD BUMPER

NEW MODEL

1A	8 INCH / MODEL 96 INCH	BAA-11-06-0008-96
1B	8 INCH / MODEL 99 INCH	BAA-11-06-0008-99
1C	8 INCH / MODEL 102 INCH	BAA-11-06-0008-102
1D	10 INCH / MODEL 96 INCH	BAA-11-06-0010-96
1E	10 INCH / MODEL 99 INCH	BAA-11-06-0010-99
1F	10 INCH / MODEL 102 INCH	BAA-11-06-0010-102
1G	12 INCH / MODEL 96 INCH	BAA-11-06-0012-96
1H	12 INCH / MODEL 99 INCH	BAA-11-06-0012-99
1I	12 INCH / MODEL 102 INCH	BAA-11-06-0012-102
1J	PLATES ONLY (2 PLATES)	11-06-0100

1 BOLTED ON ASPHALT APRON STANDARD BUMPER

OLD MODEL

2A	8 INCH / MODEL 96 INCH	BAA-11-06-0016-96
2B	8 INCH / MODEL 99 INCH	BAA-11-06-0016-99
2C	8 INCH / MODEL 102 INCH	BAA-11-06-0016-102
2D	10 INCH / MODEL 96 INCH	BAA-11-06-0020-96
2E	10 INCH / MODEL 99 INCH	BAA-11-06-0020-99
2F	10 INCH / MODEL 102 INCH	BAA-11-06-0020-102
2G	12 INCH / MODEL 96 INCH	BAA-11-06-0024-96
2H	12 INCH / MODEL 99 INCH	BAA-11-06-0024-99
2I	12 INCH / MODEL 102 INCH	BAA-11-06-0024-102

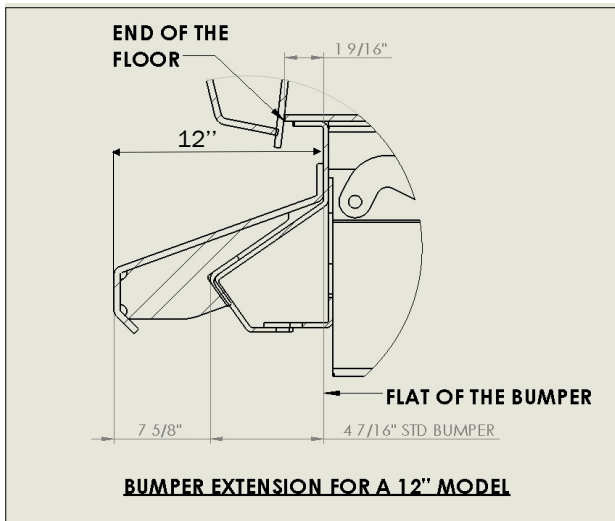
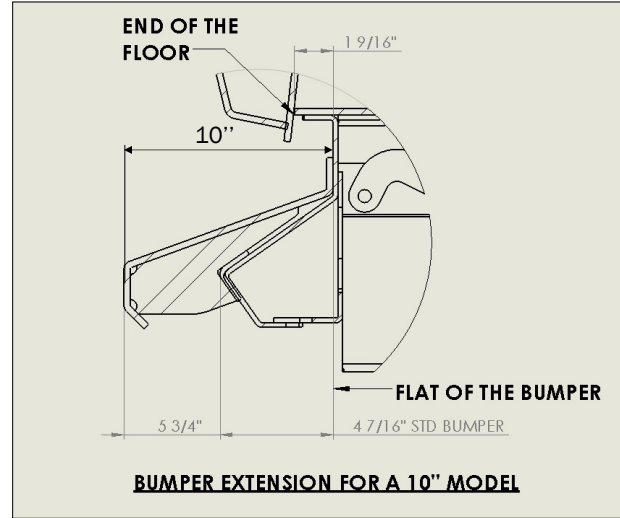
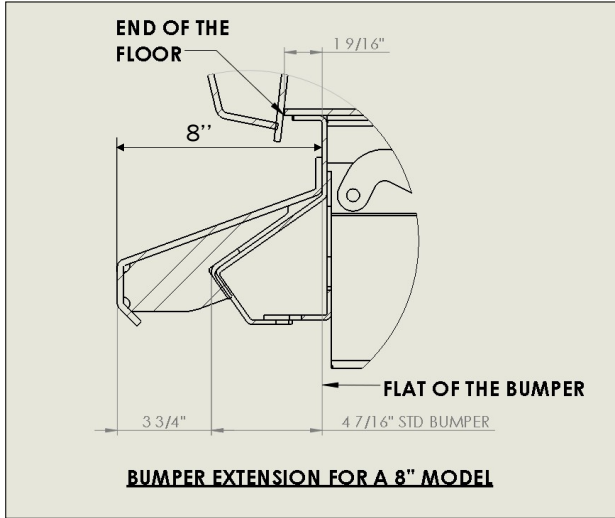
5291, Chemin du lac, St-Gabriel-de-Brandon (Québec) J0K 2N0 450-835-1777

lanau-industries.com




S SERIES

BOLTED ON ASPHALT APRONS



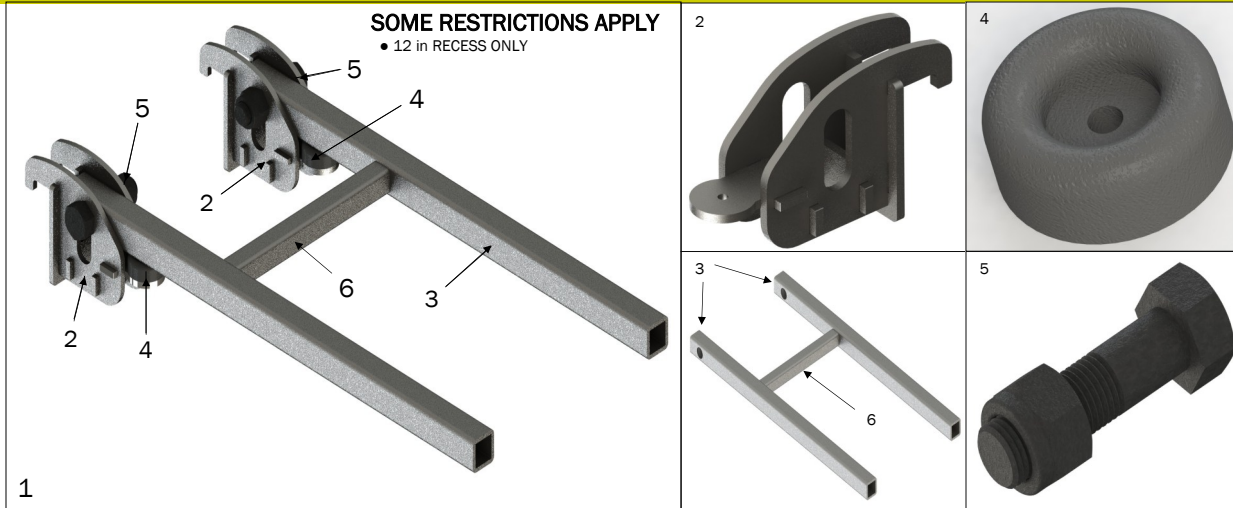
S SERIES



SINGLE BODY PROP

1) SINGLE BODY PROP		LANAU #
	KIT	11-07-0050
2) HANDLE		
		11-07-0050-10
3) SUPPORT TUBE		
	SHAFT 1/4 in X 2 in X 2 in X 38 in	11-07-0050-3
4) ANTI VIBRATION PADS		
	2 1/2 in (EACH)	15-04-0157-1
5) SHAFT SUPPORT		
	1 1/4-7 UNC X 4 1/2 in	11-07-0050-9

S SERIES



DOUBLE BODY PROP

1) DOUBLE BODY PROP

LANAU #

		11-07-0050-D
--	--	--------------

2) HANDLE

	EACH	11-07-0050-10
--	------	---------------

3) SUPPORT TUBE

	SHAFT 1/4 X 2 in X 2 in X 38 in (EACH)	11-07-0050-3
--	--	--------------

4) ANTI VIBRATION PADS

	2 1/2 in (EACH)	15-04-0157-1
--	-----------------	--------------

5) SHAFT SUPPORT


	1 1/4-7 UNC X 4 1/2" in (EACH)	11-07-0050-9
--	--------------------------------	--------------

6) TUBE

	TUBE 3/16" X 1 1/2" X 1 1/2" X 14 1/2" LG.	11-07-0051-1
--	--	--------------

S SERIES

HEAT BOX KIT



1) COMPLETE HEAT KIT

LANAU

1A	COMPLETE STANDARD HEAT KIT 5 in, STAINLESS STEEL (INCLUDING: REDUCER RING, HEAT BOX, SPRING BOX & INTERMEDIATE PLATE BOX SPRING)	11-05-0019
1B	COMPLETE INVersed HEAT KIT 5 in, STAINLESS STEEL (INCLUDING: REDUCER RING, HEAT BOX, SPRING BOX & INTERMEDIATE PLATE BOX SPRING)	11-05-0027

2) HEAT BOX

2A	STANDARD HEAT BOX 5 in, STAINLESS STEEL	11-05-0021
2B	INVersed HEAT BOX 5 in, STAINLESS STEEL	11-05-0020

3) SPRING BOX

4 in & 5 in	STAINLESS STEEL	11-05-0022
-------------	-----------------	------------

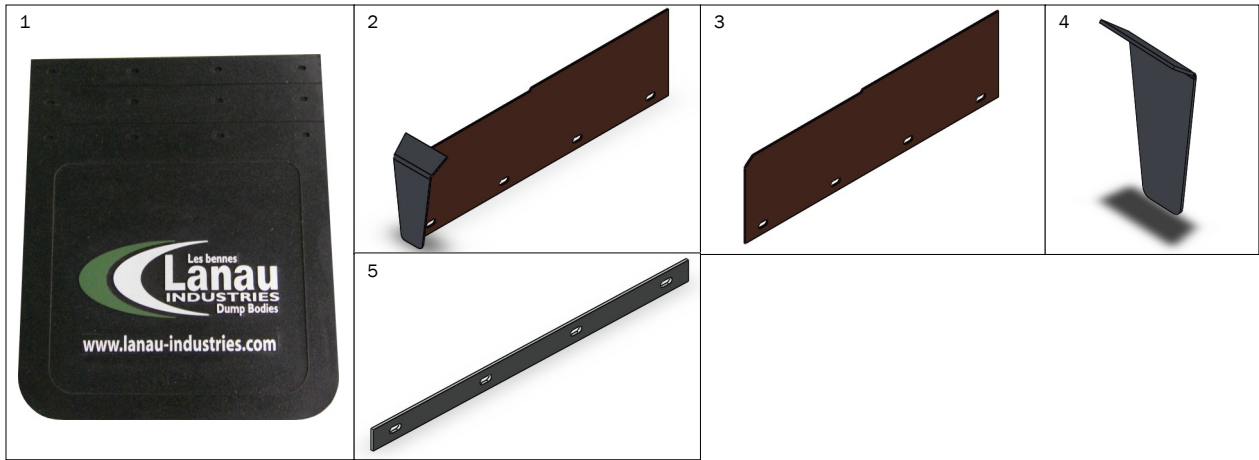
4) REDUCER RING

4 in	STEEL 1/4 in X 5 in OD X 4 in ID	11-05-0009
5 in	STEEL 1/4 in X 6 in OD X 5 in ID	11-05-0010

5) INTERMEDIATE PLATE BOX SPRING

	INTERMEDIATE STEEL PLATE	11-05-0017
--	--------------------------	------------

S SERIES



MUD FLAPS & MUD FLAP BRACKET KITS

1) MUD FLAP

LANAU #

1	3/8 in X 24 in X 36 in LG.	11-08-0008
---	----------------------------	------------

2) COMPLETE MUD FLAP BRACKET KIT

2	7 in KIT (MUD FLAPS NOT INCLUDED)	11-08-0014
---	-----------------------------------	------------

3) MUD FLAP PLATE

3	7 in FRONT PLATE	11-08-0005-7PO
---	------------------	----------------

4) END STIFFENER

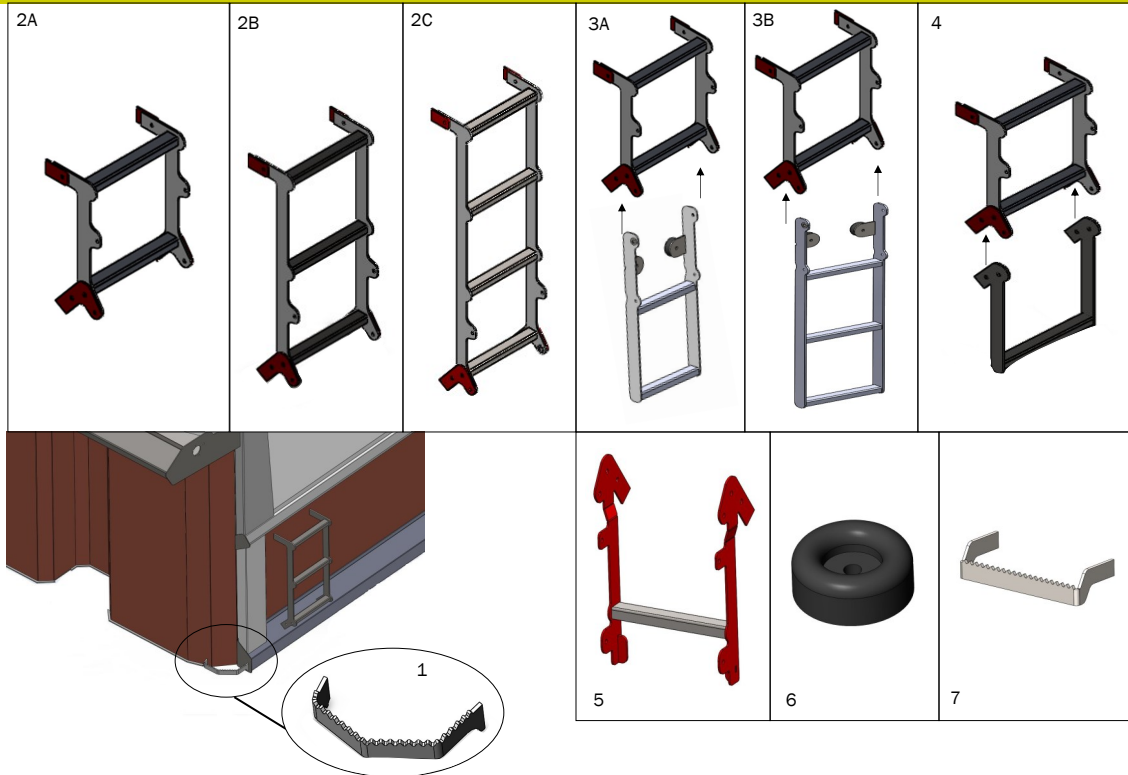
4	7 in PLATE	11-08-0003-2019
---	------------	-----------------

5) MUD FLAP BRACKET BRACE

5	UNIVERSAL ALUMINIUM	11-08-0007
---	---------------------	------------

S SERIES

LADDERS & STEPS



1) FRONT CORNER STEP

LANAU

1		14-0040
---	--	---------

2) STANDARD LADDER BOLTED

2A	FOR 30 in & 36 in SIDE HEIGHT	14-0047-C30-36
2B	FOR 42 in & 48 in SIDE HEIGHT	14-0047-C42-48
2C	FOR 54 in & 60 in SIDE HEIGHT	14-0047-C54-60

3) FOLD DOWN LADDER

3A	2 STEPS	14-0041
3B	3 STEPS	14-0042

4) FOLD DOWN LADDER

4	BOLTED ON LADDER EXTENSION (FIT STANDARD LADDER MODEL ONLY)	14-0047-2
---	---	-----------

5) SPECIAL LADDER

5	SPECIAL LADDER	14-EXT-3-SECTION
---	----------------	------------------

6) ANTI-VIBRATION PADS

6	ANTI-VIBRATION PADS (2)	15-04-0157-2
---	-------------------------	--------------

7) STRAIGHT STEP

7	STRAIGHT STEP FOR INSIDE BOX	14-0049
---	------------------------------	---------


5291, Chemin du lac, St-Gabriel-de-Brandon (Québec) J0K 2N0 450-835-1777

lanau-industries.com



S SERIES

SHOVEL & OTHERS



1) SHOVEL

1		LANAU #	15-04-0038
---	--	---------	------------

2) UPPER SHOVEL BRACKET

2			7-0080
---	--	--	--------

3) LOWER SHOVEL BRACKET

3			7-0056
---	--	--	--------

4) NON-VIBRATING RUBBER

8 in	RUBBER EXTRUSION		15-04-0028
	BRACKET FOR RUBBER		15-04-0027

5) EMBOSSED LOGO

5A	SMALL MODEL (2-3/16 in X 5-1/2 in LG.)		18-0014
5B	LARGE MODEL (4-7/8 in X 12 in LG.)		18-0082

6) PRIMER

6	PRIMER		15-04-0033
---	--------	--	------------

7) PAINT

7	YELLOW CATERPILLAR (SALT SPREADER)		15-04-0235
---	------------------------------------	--	------------

8) BOARD

8	10 INCH WOOD BOARD (2 BLACK 20 FEETS)		12-01-0100
8A	CENTER BOARD HOLDER 8 in (INSIDE)		SPM-12-0011
8B	CENTER BOARD HOLDER 8 in (OUTSIDE)		SPM-12-0012
8C	BACK BOARD HOLDER (DOUBLE)		SPM-12-0013

9) BUYERS HANDLE


9	BUYERS HANDLE		PG-15-04-0300
---	---------------	--	---------------

S SERIES

4



5



WIRING HARNESS & LIGHTS KITS

1) COMPLETE WIRING HARNESS KIT

LANAU #

1A	WIRE, 1 OVAL LIGHT (1 RED LED), 5 LED ROUND LIGHTS & TRIWAY	15-04-0007a
1B	WIRE, 2 OVAL LIGHTS (2 RED LED), 5 LED ROUND LIGHTS & TRIWAY	15-04-0007b
1C	WIRE, 2 OVAL LIGHTS (1 RED LED/1 WHITE BULB), 5 LED ROUND LIGHTS & TRIWAY	15-04-0007c
1D	WIRE, 2 OVAL LIGHTS (1 RED LED/1 WHITE LED), 5 LED ROUND LIGHTS & TRIWAY	15-04-0007d
1E	WIRE, 2 OVAL LIGHTS (1 RED LED/1 YELLOW LED), 5 LED ROUND LIGHTS & TRIWAY	15-04-0007e
1F	WIRE, 3 OVAL LIGHTS (2 RED LED/1 WHITE BULB), 5 LED ROUND LIGHTS & TRIWAY	15-04-0007f
1G	WIRE, 3 OVAL LIGHTS (2 RED LED/1 WHITE LED), 5 LED ROUND LIGHTS & TRIWAY	15-04-0007g
1H	WIRE, 3 OVAL LIGHTS (2 RED LED/1 WHITE LED), 5 LED ROUND LIGHTS & TRIWAY	15-04-0007h
1i	WIRE, 3 OVAL LIGHTS (1 RED LED/ 1 YELLOW LED/ 1 WHITE LED), 5 LED ROUND LIGHTS & TRIWAY	15-04-0007i
1J	WIRE, 3 OVAL LIGHTS (1 RED LED/ 1 YELLOW LED/ 1 WHITE BULB), 5 LED ROUND LIGHTS & TRIWAY	15-04-0007j
1K	WIRE, 3 OVAL LIGHTS (2 RED/1WHITE LED) 10 LED ROUND 2 inch ,5 RED ROUND 2 inch &TRIWAY	15-04-0013-1
1L	WIRE, 3 OVAL LIGHTS (2 RED/1WHITE LED) 14 LED ROUND 2 inch ,5 RED ROUND 2 inch &TRIWAY	15-04-0013-3

2) CAB PROTECTOR LIGHT KIT

	WIRE, 2 OVAL LIGHTS YELLOW, 3 ROUND 3/4 YELLOW	15-04-0007-cab
--	--	----------------

3) SIDE MARKER KIT

	WIRE, 1 YELLOW	15-04-0044
--	----------------	------------

4) WIRING KIT (2 WAY)


2	WIRING KIT (2 WAY) INNVX0161	15-04-0007-2
---	------------------------------	--------------

5) WIRING KIT (3 WAY)

3	WIRING KIT (3 WAY) INNVX2052	15-04-0007-3
---	------------------------------	--------------

S SERIES

WIRING HARNESS & LIGHTS KITS



1) JUNCTION BOX HARNESS (2 WAY)

LANAU #

1	JONCTION HARNESS 2 CIRCUITS	15-04-0101-2
---	-----------------------------	--------------

2) JUNCTION BOX HARNESS (3 WAY)

2	JONCTION HARNESS 3 CIRCUITS	15-04-0101-3
---	-----------------------------	--------------


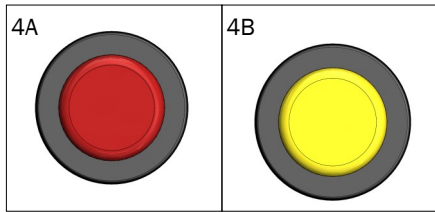

3) CABLE 40 FEET

3	STD EXTENSION CABLE 6 CONTACTS 40"	15-04-0099-1
---	------------------------------------	--------------

4) CABLE STANDARD

4	HARNESS BLOC 6 CONTACTS MALE/FEMALE 2 FEET	15-04-0099-2
---	--	--------------

S SERIES



WIRING HARNESS & LIGHT KITS

1) 2-1/2 in ROUND LIGHTS

LANAU #

1A	RED LED LIGHT	15-04-0011
1B	YELLOW LED LIGHT	15-04-0025

2) 2in ROUND LIGHTS

2A	RED LED LIGHT	15-04-0071
2B	YELLOW LED LIGHT	15-04-0072

3) TRIWAY ANGLE

3	FOR (3) 2 in ROUND LIGHT	18-0018
---	--------------------------	---------

4) 3/4 in ROUND LIGHTS

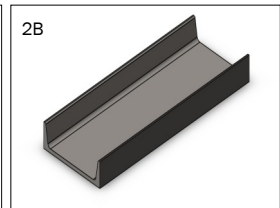

4A	RED LED	15-04-0106
4B	YELLOW LED	15-04-0105

5) OVAL LIGHTS WITH RUBBER GROMMET

5A	RED LED	15-04-0012-G
5B	YELLOW LED	15-04-0008-G
5C	AMBER LED ALTERNATIVE	15-04-0026-G
5D	WHITE LED	15-04-0010-G

S SERIES

VIBRATOR KIT



1) COMPLETE VIBRATOR KIT

LANAU #

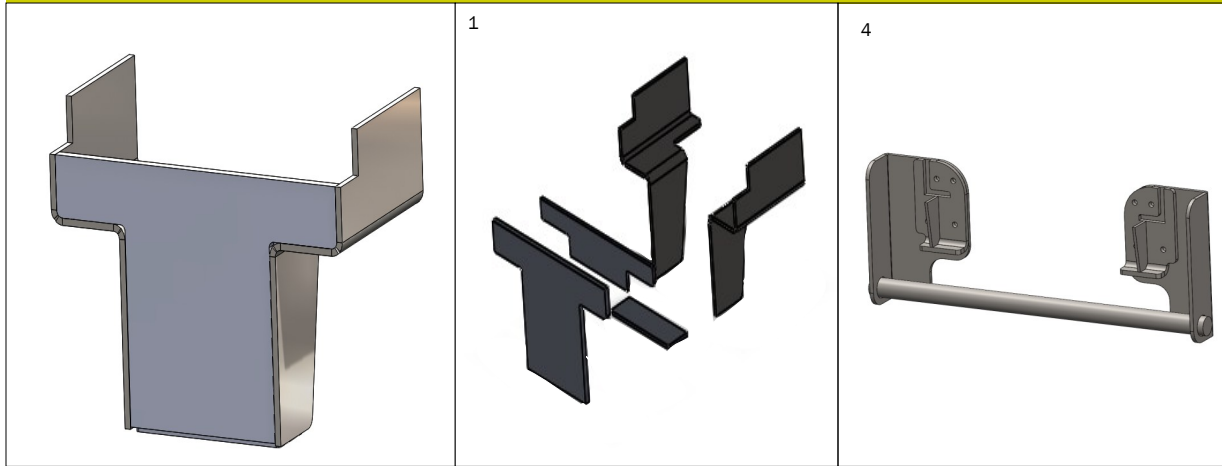
1	12 V, 60A, 4000 LBS	15-02-0022
---	---------------------	------------

2) VIBRATOR BRACKET

2A	FLAT SUPPORT	11-16-0001
2B	C6 X 10-5 "U" CHANEL (16" LG.)	11-16-0003

S SERIES

HITCH KIT



1) COMPLETE HITCH KIT

LANAU #

	NOT ASSEMBLED / PINTLE HOOK & D RINGS NOT INCLUDED	11-17-0001
--	--	------------

2) PINTLE HOOK

	20 000 LBS VERTICAL LOAD 100 000 LBS GROSS TRAILER WEIGHT WEIGHT: 42 LBS	15-04-0079
--	--	------------

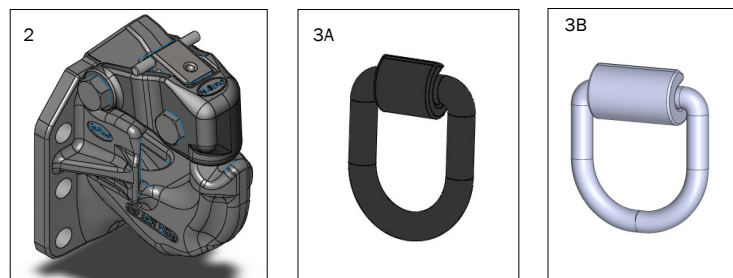
3) D RING

3A	1 in DIA. YIELD CAPACITY: 46 760 LBS	15-04-0076
3B	5/8 in DIA.	15-04-0077

4) AIR SUSPENSION PROTECTIVE GUARD KIT

	AIR SUSPENSION PROTECTIVE GUARD KIT	11-17-0003
--	-------------------------------------	------------

HITCH OPTIONS



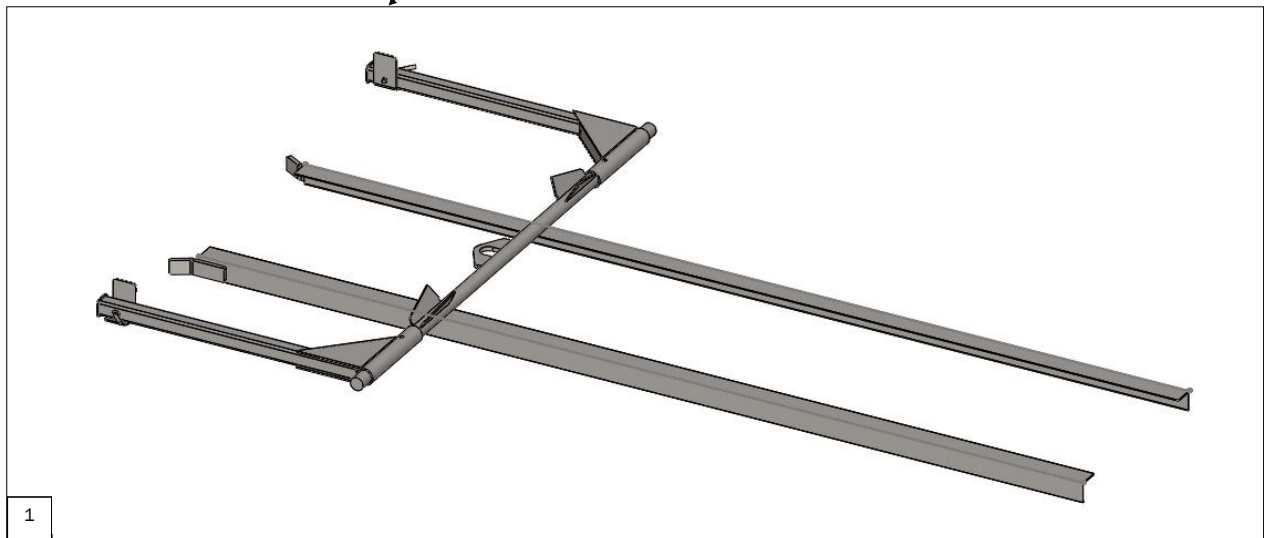
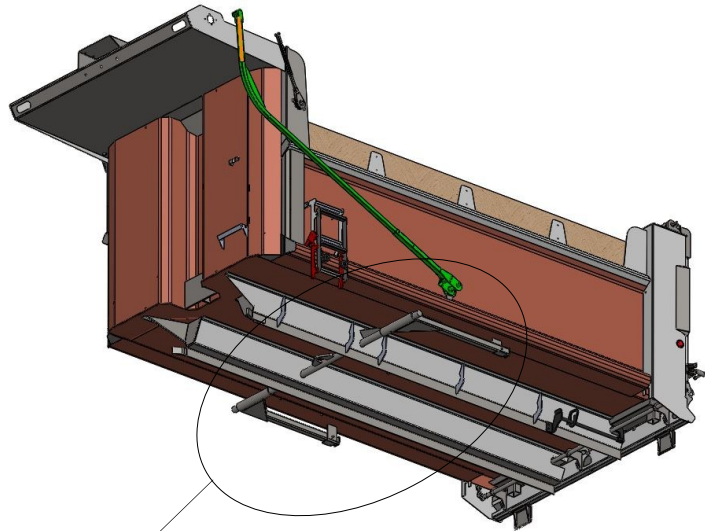
5291, Chemin du lac, St-Gabriel-de-Brandon (Québec) J0K 2N0 450-835-1777

lanau-industries.com



S SERIES

ROLL OFF SYSTEM



1

1) ROLL OFF SYSTEM KIT

LANAU #

	ROLL OFF SYSTEM KIT	11-21-1000
--	---------------------	------------

S SERIES

WARNING LABELS

1) WARNING LABELS

LANAU #

		LANAU #
1A	DUMP BODY GENERAL WARNING LABEL (IN ENGLISH)	15-06-0014-2
1B	DUMP BODY GENERAL WARNING LABEL (IN FRENCH)	15-06-0014-1
1C	SIDE OPENING TAILGATE WARNING LABEL (BILINGUAL)	15-06-0015
1D	HIGH LIFT TAILGATE WARNING LABEL (BILINGUAL)	15-06-0016
1E	BODY PROP WARNING LABEL (BILINGUAL)	15-06-0017

1A

CAUTION

- IMPROPER OPERATION OF THIS UNIT CAN RESULT IN SERIOUS INJURIES. DO NOT OPERATE UNLESS YOU HAVE BEEN PROPERLY INSTRUCTED, AND ARE FAMILIAR WITH THE OPERATING INSTRUCTIONS.
- DO NOT DUMP ON UN-LEVEL GROUND OR GROUND HAVING INSUFFICIENT FOOTING TO MAINTAIN THE UNIT LEVEL. FOR EXAMPLE, GROUND THAT HAS BEEN RECENTLY EXCAVATED AND/OR FILLED, AND WHICH IS SOFT AND UN-COMPACTED. DO NOT ATTEMPT TO RAISE A LOADED BODY WHEN VEHICLE IS ON UN-LEVEL GROUND.
- ALWAYS INSPECT THE HOIST AND BODY BEFORE USING THE UNIT. IF THERE ARE SIGNS OF IMPROPER OR LACK OF MAINTENANCE, DAMAGE TO ANY PART, OR LOOSE MOUNTING, DO NOT USE THE HOIST. DO NOT ATTEMPT YOUR OWN REPAIR UNLESS YOU ARE SPECIFICALLY TRAINED.
- DO NOT LEAVE THE VEHICLE DURING THE DUMPING CYCLE. REMAIN AT THE CONTROLS. RELEASE THE TAILGATE CONTROLS BEFORE LIFTING THE BODY. TAILGATE CONTROLS MUST BE RELEASED BEFORE THE FRONT OF THE BODY IS 2 FT. (0.6 M.) ABOVE THE CHASSIS FRAME. OPERATOR MUST REMAIN AT CONTROLS IN CAB DURING ALL OPERATIONS.
- DO NOT OPERATE OR SERVICE HOIST UNTIL YOU HAVE READ AND UNDERSTAND THE MANUAL SUPPLIED WITH THE HOIST.
- DO NOT GO UNDER A RAISED BODY WITHOUT PROPPING IT WITH THE APPROPRIATE SAFETY DEVICE. BODY MUST BE EMPTY DURING DUMPING OPERATIONS. NO ONE SHALL STAND IN OR MOVE THROUGH THE AREA WHERE THE BODY AND HOIST OPERATE OR LOAD MIGHT DISCHARGE.
- NEVER STAND OR MOVE THROUGH OR ALLOW ANYONE ELSE TO STAND OR MOVE THROUGH THE AREA WHEN THE HOIST OPERATES, OR INTO AN AREA WHERE AN UPSET LOAD, OR THE DISCHARGE FROM THE BODY MAY FALL.
- WHENEVER THE BODY IS IN AN ELEVATED OR RAISED POSITION FOR ANY REPAIRS, ADJUSTMENTS, SERVICE, OR ANY OTHER REASON, IT MUST BE SECURELY BLOCKED OR PROPPED SO THAT IT CANNOT FALL, HOWEVER, UNDER NO CIRCUMSTANCES SHOULD ANY REPAIR, ADJUSTMENTS, OR SERVICE BE ATTEMPTED ON A LOADED BODY WHEN IT IS IN A RAISED POSITION.
- DO NOT LEAVE BODY RAISED OR PARTLY RAISED WHILE VEHICLE IS UNATTENDED OR WHILE PERFORMING MAINTENANCE OR SERVICE UNDER BODY UNLESS BODY IS PROPPED TO PREVENT ACCIDENTAL LOWERING.
- DO NOT OPERATE TARP SYSTEM WHEN LOCK SYSTEM IS IN USE.
- DO NOT DUMP CONTENT OF THE BODY WHEN TARP SYSTEM IS NOT RETRACTED.
- ALWAYS DISENGAGE PTO WHEN HOIST IS NOT IN USE OR WHEN MOVING VEHICLE.

lanau-industries.com
450 835-1777

PRINTED IN CANADA

1B

MISE EN GARDE

- UN USAGE NON CONFORME DE CETTE UNITÉ PEUT OCCASIONNER DE SÉRIEUSES BLESSURES. UNE FORMATION APPROPRIÉE SUR LE FONCTIONNEMENT DE CES ÉQUIPEMENTS EST REQUISE.
- NE DÉCHARGEZ PAS SUR UN SOL DÉNIVELÉ OU INSTABLE POUR MAINTENIR L'UNITÉ EN ÉQUILIBRE. PAR EXEMPLE, UN SOL QUI VIENT D'ÊTRE EXCAVÉ ET/OU REMBLAYÉ, ET QUI EST NON COMPACTÉ. NE JAMAIS ÉLEVER LA BENNE CHARGÉE LORSQUE LE VÉHICULE EST SUR UN SOL DÉNIVELÉ OU INSTABLE.
- TOUJOURS INSPECTER LE CYLINDRE ET LA BENNE AVANT UTILISATION. SI VOUS DÉNOTEZ DES SIGNES D'ENTRETIEN DÉFICIENT OU INAPPROPRIÉ, DES DOMMAGES À N'IMPORTE QUELLES PIÈCES OU UNE INSTALLATION INADÉQUATE, N'UTILISEZ PAS LE CYLINDRE. NE TENTEZ PAS DE RÉPARER VOUS-MÊME L'UNITÉ EN QUESTION À MOINS D'AVOIR REÇU LA FORMATION ADÉQUATE.
- NE QUITTEZ PAS LE VÉHICULE LORSQU'IL EST DANS SA PÉRIODE DE DÉCHARGEMENT. DÈMEUREZ AU POSTE DE COMMANDES. DÉSENGAGEZ LA COMMANDE DE BARRURE DE PORTE ARRIÈRE AVANT D'ACTIONNER LE MÉCANISME DE LÈVEE DE LA BENNE. LA BARRURE DE PORTE ARRIÈRE DOIT ÊTRE DÉSENGAGÉE AVANT QUE LE DEVANT DE LA BENNE SOIT À PLUS DE DEUX (2) PIEDS (0,6M) AU-DESSUS DU BÂTI DU VÉHICULE. L'OPÉRATEUR DOIT DÈMEURER AU POSTE DE COMMANDES PENDANT TOUTES LES OPÉRATIONS.
- NE PAS OPÉRER, ENTRETIENIR OU RÉPARER LE CYLINDRE SANS AVOIR LU ET COMPRIS LE MANUEL DU FABRICANT DU CYLINDRE.
- NE JAMAIS SE TENIR PRÈS DE LA BENNE LORSQUE LE CYLINDRE EST EN OPÉRATION ET NE PERMETTRE À QUICONQUE D'Y ÊTRE.
- NE JAMAIS SE TENIR SOUS LA BENNE EN POSITION SOULÉVÉE SANS QU'ELLE SOIT RETENUE PAR UN DISPOSITIF DE SÉCURITÉ ADÉQUAT. LA BENNE DOIT ÊTRE DÉCHARGÉE.
- À TOUT MOMENT LORSQUE LA BENNE EST EN POSITION SOULÉVÉE POUR DES RÉPARATIONS, DES AJUSTEMENTS, DE L'ENTRETIEN, OU POUR TOUTES AUTRES RAISONS, ELLE DOIT ÊTRE SOUTENUE PAR UN DISPOSITIF DE SÉCURITÉ ADÉQUAT AFIN QUE LA BENNE NE PUISSE TOMBER ADVENANT UNE DÉFECTUOSITÉ MÉCANIQUE, IL EST CEPENDANT INTERDIT D'EFFECTUER (SOUS AUCUN PRÉTEXTE) DES RÉPARATIONS, DES AJUSTEMENTS, DE L'ENTRETIEN OU TOUTES AUTRES ACTIVITÉS SUR UNE BENNE CHARGÉE ALORS QU'ELLE EST EN POSITION SOULÉVÉE MÊME SI LE DISPOSITIF DE SÉCURITÉ EST EN FONCTION.
- NE JAMAIS LAISSER LA BENNE SOULÉVÉE OU PARTIELLEMENT SOULÉVÉE LORSQUE LE VÉHICULE EST SANS SURVEILLANCE, EN ATTENTE D'UNE MAINTENANCE OU D'ENTRETIEN SANS QUE LA BENNE SOIT RETENUE PAR UN DISPOSITIF DE SÉCURITÉ ADÉQUAT.
- NE JAMAIS FAIRE FONCTIONNER LE SYSTÈME DE TOILE LORSQUE SON SYSTÈME DE BARRURE EST ENCLENCHE.
- NE JAMAIS DÉCHARGER LE CONTENU DE LA BENNE LORSQUE LE SYSTÈME DE TOILE N'EST PAS RETRACTÉ.
- TOUJOURS DÉSENGAGER LA PRISE DE FORCE (P.T.O.) LORSQUE LE CYLINDRE N'EST PAS EN OPÉRATION OU LORSQUE LE VÉHICULE SE DÉPLACE.

lanau-industries.com
450 835-1777

PRINTED IN CANADA

5291, Chemin du lac, St-Gabriel-de-Brandon (Québec) J0K 2N0 450-835-1777

lanau-industries.com





1C

 <h2 style="margin: 0;">DANGER</h2> <p style="text-align: center;">PORTE À OUVERTURE DE CÔTÉ</p> <ul style="list-style-type: none"> ■ Vérifier que toutes les pièces soient en bonne condition avant l'utilisation. ■ Verrouiller le système de barrure avant d'entreprendre le changement de direction de l'ouverture de la porte. ■ Toujours verrouiller la barrure de la penture d'ouverture de côté du bas (côté passager) avant de désengager les barrures du côté conducteur. ■ Toujours insérer la tige de sûreté au mécanisme du côté conducteur, après fermeture de la porte. ■ Ne jamais utiliser la porte ouverte sur le côté lorsque le camion est en marche. ■ Lors de la fermeture de la porte, prenez garde de ne pas mettre vos doigts entre la porte et le côté. 	 <h2 style="margin: 0;">WARNING</h2> <p style="text-align: center;">SIDE OPENING DOOR (BARN DOOR)</p> <ul style="list-style-type: none"> ■ All parts must be in good condition before using it. ■ Always lock lower passenger (RH) side pin before unlatching driver side (LH) top and bottom latches for side opening. ■ Always used the safety quick pin on the mechanism driver's side after closing the tailgate. ■ Never drive truck when tailgate opened. ■ Watch your fingers when closing.
<p>lanau-industries.com  450 835-1777</p>	

1D


 <h2 style="margin: 0;">DANGER</h2> <p style="text-align: center;">PORTE À OUVERTURE SURÉLEVÉE</p> <ul style="list-style-type: none"> ■ Ne jamais se tenir sous la porte ouverte, car elle peut relâcher sans avertissement. ■ Ne jamais utiliser la porte ouverte lorsque le camion est en mouvement. ■ Lors de la fermeture de porte, prenez garde de ne pas mettre vos doigts entre la porte et le côté. ■ Ne jamais se tenir sur le dessus de la porte lorsqu'elle est ouverte. ■ Toujours garder la plaque de protection du cylindre boulonnée lorsque le cylindre est en opération. <p style="text-align: right; font-size: small;">Imprimé au Canada</p>	 <h2 style="margin: 0;">WARNING</h2> <p style="text-align: center;">HIGH LIFT TAILGATE</p> <ul style="list-style-type: none"> ■ Never stand underneath tailgate, it may fall without warning. ■ Never drive truck with tailgate open. ■ Keep your fingers out of the way when closing tailgate. ■ Do not stand on top of tailgate when tailgate is open. ■ Always keep cylinder safety plate in place when cylinder is in use. <p style="text-align: right; font-size: small;">Printed in Canada</p>
<p>lanau-industries.com  450 835-1777</p>	

1E

 <h2 style="margin: 0;">DANGER</h2>	 <h2 style="margin: 0;">WARNING</h2>
<p>SÉCURITÉ:</p> <ul style="list-style-type: none"> -Le support de maintenance doit être actionné par au moins deux (2) personnes pour assurer l'alignement. -Le support de maintenance doit être en bonne condition avant l'utilisation. -Le support de maintenance doit toujours s'appuyer sur la base de cylindre. -Ne jamais utiliser le support de maintenance lorsque le camion est en mouvement et la benne doit être vidée de son contenu. <p>INSTRUCTION:</p> <ol style="list-style-type: none"> 1.Lever partiellement la benne. 2.Lever à la verticale le bras de soutien. 3.Le bras de soutien doit être enfoncé au fond de l'ouverture. 4.Redescendre la benne lentement et aligner le bras de soutien dans le support de main de cylindre. <p>ATTENTION S'ASSURER D'AVOIR BIEN RESPECTÉ LES ÉTAPES 1 À 4 AVANT DE SE DÉPLACER SOUS LA BENNE.</p> <ol style="list-style-type: none"> 5.Après maintenance, lever la benne partiellement. 6.Redescendre le bras de soutien. 7.Quitter la base du camion. S'assurer qu'il n'y a aucun obstacle sur le châssis du camion et ensuite redescendre la benne. 	<p>SECURITY:</p> <ul style="list-style-type: none"> -The body prop must be handled by at least two (2) people. -The body prop must be in good condition before using it. -The body prop must always rest on the cylinder base. -Never use the body when truck is running and the boxe must be empty. <p>INSTRUCTION:</p> <ol style="list-style-type: none"> 1.Raise partially the body. 2.Lift vertical the body prop. 3.The body prop arm must be sunk fully at its lowest position 4.Very slowly lower the body on the secure arm aligning it to the cylinder hand. <p>WARNING MAKE SURE YOU HAVE DONE CORRECTLY STEP 1 TO 4 BEFORE GOING UNDER BODY</p> <ol style="list-style-type: none"> 5.After maintenance, servicing lift body slowly partially. 6.Unlock from position the arm and lower it fully down. 7.Leave from under the body. Make sure it is clear of obstacles

H SERIES

SALT SPREADER COMPONENTS (OLD MODEL)



5291, Chemin du lac, St-Gabriel-de-Brandon (Québec) J0K 2N0 450-835-1777

lanau-industries.com



H SERIES

SALT SPREADER COMPONENTS (OLD MODEL)

1) CENTRAL CONVEYOR

		QUANTITY	PAGE
1A	CASTED SPROCKET 8 TEETH 1-3/4 in	4	97
1B	D88K CHAIN	-	96
1C	D88K LINK	2	96
1D	CLEVIS PIN	2	96
1E	COTTER PIN	2	96
1F	JACK 2000 LBS	1	99
1G	WORM GEAR REDUCER	1	98
1H	200cc HYDRAULIC MOTOR	1	98
1i	TAKE UP BEARING 1-3/4 in	2	97
1J	FLANGE UNIT (4) HOLES 1-3/4 in	1	97
1K	1-3/4 in FRONT SHAFT	1	97
1L	1-3/4 in REAR SHAFT	1	97
1M	UPPER FRONT GUARD	1	100
1N	LOWER FRONT GUARD	1	100
1O	UPPER REAR GUARD	1	100
1P	LOWER REAR GUARD	1	100

2) FRONT CONVEYOR

		QUANTITY	PAGE
2A	CASTED SPROCKET 6 TEETH 1 in	4	97
2B	FLANGE UNIT (2) HOLES 1 in	1	97
2C	667x CHAIN	-	96
2D	667x LINK	-	96
2E	CLEVIS PIN	-	96
2F	COTTER PIN	-	96
2G	400cc HYDRAULIC MOTOR	1	98
2H	1 in SHAFT DRIVER'S SIDE	1	97
2i	1 in SHAFT HELPER'S SIDE	1	97
2J	UPPER HELPER'S SIDE GUARD	1	100
2K	UPPER DRIVER'S SIDE GUARD	1	100
2L	TAKE UP BEARING 1 in	2	97
2M	INSERT BEARING 1 in	1	97

3) SPINNER SYSTEM

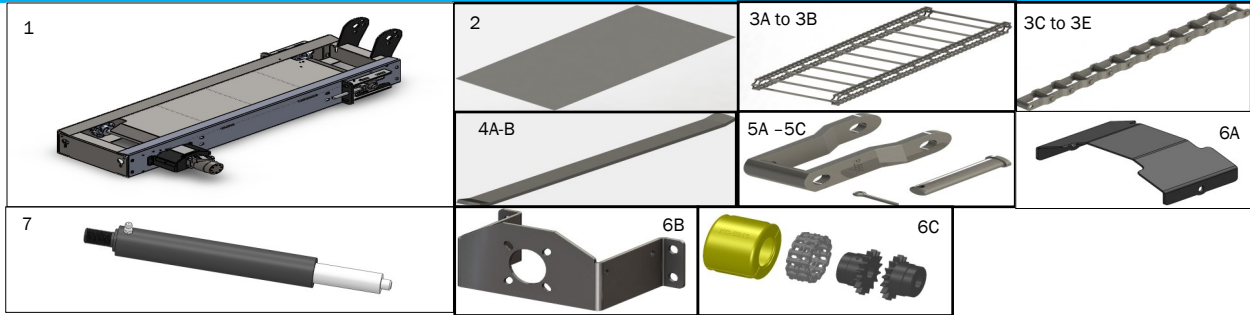
		QUANTITY	PAGE
3A	80cc HYDRAULIC MOTOR	1	98
3B	SPINNER DISC	1	99
3C	SPINNER DISC GUARD	1	99

4) ACCESSORY

		QUANTITY	PAGE
4A	MUNICIPAL LIGHT	2	100
4B	MOUNT BEACON	1	100
4C	BOLT LIGHT SUPPORT	1	100

H SERIES

FRONT CONVEYOR (OLD MODEL)



1) FRONT CONVEYOR

LANAU #

1	CONVEYOR ASSEMBLY (FRONT)	7-H02-0001
---	---------------------------	------------

2) PROTECTOR PLATE

2	1/8 in X 16 7/8 in X 40 in	11-H09-0016
---	----------------------------	-------------

3) CHAIN

3A	CHAIN ASSEMBLY FRONT CONVEYOR PL667X	15-07-0018
3B	CHAIN ASSEMBLY FRONT CONVEYOR REVERSIBLE C55	15-07-0087
3C	CHAIN PL667K /LINEAR FEET (CHAIN ONLY)	15-07-0018P
3D	CHAIN C55 REVERSIBLE FRONT CONVEYOR/ LINEAR FEET (CHAIN ONLY)	15-07-0083P
3E	CHAIN 88 C HEAVY DUTY /LINEAR FEET (CHAIN ONLY)	15-07-0081P

4) CONVEYOR SCRAPER

4	FRONT CONVEYOR / FLAT 3/8 in X 1 1/4 in X 12 in	7-H-0039
---	---	----------

5) CONNECTING LINK

5A	CHAIN PL667X	15-07-0017
5B	CHAIN C 55 (reversible)	15-07-0084
5C	CHAIN 88 C HEAVY DUTY	15-07-0082

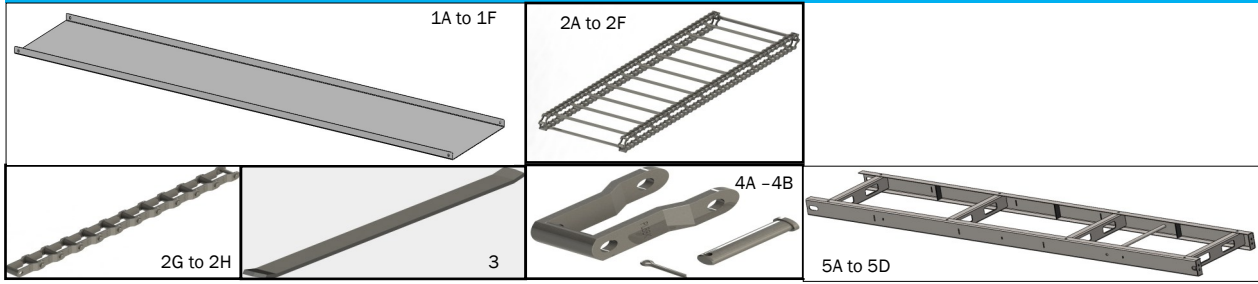
6) CHAIN COUPLING KIT

6A	PROTECTION GUARD	7-H-0049
6B	MOTOR SUPPORT	7-H-0049-1
6C	SPROCKET COUPLING KIT	KC-5016

7) GREASE CYLINDER

7	GREASE CYLINDER R-210	R04-2000-0
---	-----------------------	------------

H SERIES



CENTRAL CONVEYOR (OLD MODEL)

1) PROTECTOR PLATE

1A	PROTECTOR PLATE FOR CENTRAL CONVEYOR 2.5V	H-PP-AM-2.5V
1B	PROTECTOR PLATE FOR CENTRAL CONVEYOR 4V	H-PP-AM-4V
1C	PROTECTOR PLATE FOR CENTRAL CONVEYOR 8V	H-PP-AM-8V
1D	PROTECTOR PLATE FOR CENTRAL CONVEYOR 10V	H-PP-AM-10V
1E	PROTECTOR PLATE FOR CENTRAL CONVEYOR 12V	H-PP-AM-12V
1F	PROTECTOR PLATE FOR CENTRAL CONVEYOR 14V	H-PP-AM-14V

2) CHAIN

2A	CHAIN ASSEMBLY CENTRAL CONVEYOR PL88K (2.5V) 30 FEET	H-CH-88K-2.5V
2B	CHAIN ASSEMBLY CENTRAL CONVEYOR PL88K (4V) 32 FEET	H-CH-88K-4V
2C	CHAIN ASSEMBLY CENTRAL CONVEYOR PL88K (8V) 35 FEET	H-CH-88K-8V
2D	CHAIN ASSEMBLY CENTRAL CONVEYOR PL88K (10V) 44 FEET	H-CH-88K-10V
2E	CHAÎNE ASSEMBLÉE COMPLETE (12V) CONVOYEUR CENTRAL PL88K 52 FEET	H-CH-88K-12V
2F	CHAIN ASSEMBLY CENTRAL CONVEYOR PL88K (14V) 61 FEET	H-CH-88K-14V
2G	CHAIN PL88K / LINEAR FEET (CHAIN ONLY)	15-07-0023P
2H	CHAIN C-188 REVERSIBLE CENTRAL CONVEYOR / LINEAR FEET (CHAIN ONLY)	15-07-0007P

3) CONVEYOR SCRAPER

3	CENTRAL CONVEYOR/ FLAT 3/8 in X 1 1/4 in X 22 1/16 in	7-H-0040
---	---	----------


4) CONNECTING LINK

4A	CHAIN PL88K	15-07-0024
4B	CHAIN C 188 (reversible)	15-07-0008

5) SUB-CHASSIS

5A	SUB-CHASSIS FOR CENTRAL CONVEYOR 8V (WINGS NOT INCLUDED)	H-SC-AM-8V
5B	SUB-CHASSIS FOR CENTRAL CONVEYOR 10V (WINGS NOT INCLUDED)	H-SC-AM-10V
5C	SUB-CHASSIS FOR CENTRAL CONVEYOR 12V (WINGS NOT INCLUDED)	H-SC-AM-12V
5D	SUB-CHASSIS FOR CENTRAL CONVEYOR 14V (WINGS NOT INCLUDED)	H-SC-AM-14V

H SERIES



SPROCKETS, BEARINGS & SHAFTS (OLD MODEL)

1) CASTED SPROCKET

		LANAU #
1A	(6) TEETH, 1 in SHAFT WITH KEYWAY & SET SCREW	15-07-0005
1B	(8) TEETH, 1-3/4 in SHAFT WITH KEYWAY & SET SCREW	15-07-0033
1C	(10) TEETH 1 in SHAFT REVERSIBLE C55	15-07-0085
1D	IDLER 1 3/4 in Dia.	15-07-0077

2) FLANGE UNIT

2A	(2) HOLES, 1in SHAFT (205-16)	15-07-0010
2B	(2) HOLES, 1-3/4 in SHAFT (209-28)	15-07-0011
2C	(4) HOLES, 1-3/4 in SHAFT (209-28)	15-07-0039

3) TAKE UP BEARING

3A	THREADED SHAFT 3/4-10NC X 8 in (FRONT CONVEYOR)	7-H-0037-4
3B	THREADED SHAFT 1 inch-8NC X 12 in (CENTRAL CONVEYOR)	7-H-0002-4
3C	1" TAKE-UP UNIT BEARING (205-16) (FRONT CONVEYOR)	15-07-0047
3D	1 3/4" TAKE-UP UNIT BEARING (209-28) (CENTRAL CONVEYOR)	15-07-0046

4) BEARING

	1 in (205-16)	15-07-0054
--	---------------	------------

5) SHAFT FOR FRONT CONVEYOR

5A	1 in DIA. X 21 1/4 in WITH KEYWAY (DRIVER'S SIDE FRONT CONVEYOR)	7-H-0023
5B	1 in DIA. X 23 1/16 in (HELPER'S SIDE FRONT CONVEYOR)	7-H-0024

6) SHAFT FOR CENTRAL CONVEYOR

6A	1-3/4 in DIA. X 31 1/4 in WITH KEYWAY (FRONT CENTRAL CONVEYOR)	7-H-0036
6B	1-3/4 in DIA. X 34 in (REAR CENTRAL CONVEYOR)	7-H-0035

7) CONNECTING TAKE-UP UNIT BEARING & THREADED SHAFT

7A	CONNECTING TAKE-UP UNIT BEARING & THREADED SHAFT (FRONT CONVEYOR)	15-07-0078-1
7B	CONNECTING TAKE-UP UNIT BEARING & THREADED SHAFT (CENTRAL CONVEYOR)	15-07-0079-1

8) REPAIR KIT FOR CONVEYOR

8A	REPAIR KIT FOR FRONT CONVEYOR	7-H02-0003
8B	REPAIR KIT FOR CENTRAL CONVEYOR	7-H02-0002

H SERIES



HYDRAULIC COMPONENTS (OLD MODEL)

1) WORM GEAR REDUCER

LANAU #

	25:1 RATIO, 1-3/4 in SHAFT (130cc) 12V-14V	15-07-0034
--	--	------------

2) HYDRAULIC MOTOR

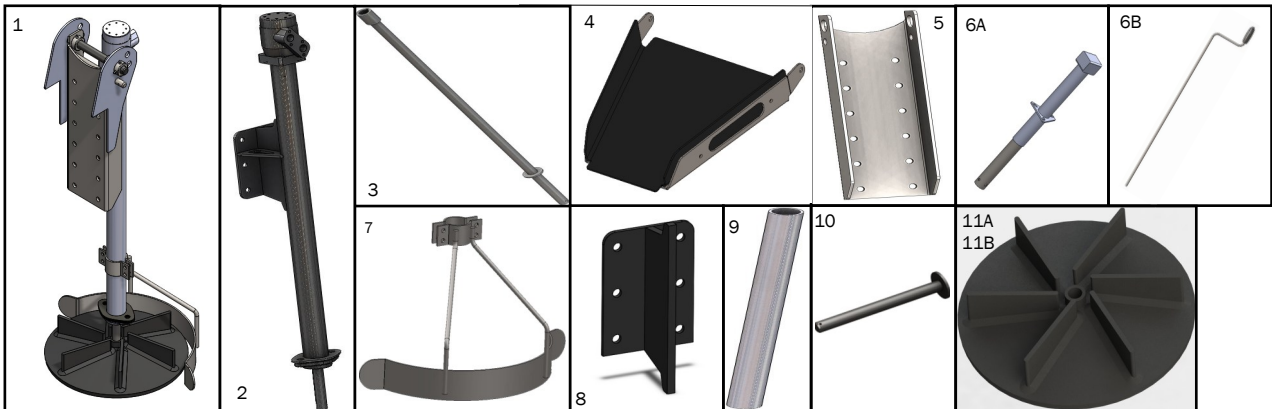
2A	80cc SAE (4) BOLTS (SPINNER SYSTEM)	15-01-0077
2B	200cc SAE (4) BOLTS (CENTRAL CONVEYOR)	15-01-0078
2C	400cc SAE (4) BOLTS (FRONT CONVEYOR)	15-01-0079

3) OIL TANK / OPTIONAL

3A	OIL TANK 103 LITERS (27 GAL.)	11-H04-0003
3B	SCREW CAP	15-04-0003
3C	GAUGE (SIGHT/TEMPERATURE)	15-04-0004

H SERIES

CHAIN, JACK & SPINNER (OLD MODEL)



1) SPINNER ASSEMBLY

LANAU

	SPINNER WITH MOTOR, PIVOT PLATE, DISC & GARD (NO DROP)	15-04-0165
--	--	------------

2) SPINNER

	SPINNER WITHOUT DISC & GARD	15-04-0162
--	-----------------------------	------------

3) SPINNER SYSTEM

	CENTER SHAFT SPINNER	15-04-0163
--	----------------------	------------

4) DROP

	DROP	11-H01-0001-1ND
--	------	-----------------

5) SPINNER SYSTEM

	PIVOT PLATE	15-04-0164
--	-------------	------------

6) JACK

6A	CAPACITY 2000 POUNDS JACK	15-04-0043
6B	JACK HANDLE	15-04-0043P

7) SPINNER SYSTEM

	DISC GUARD	11-H01-0005
--	------------	-------------

8) SPINNER SYSTEM

	SPINNER SUPPORT ASSEMBLY	15-04-0166
--	--------------------------	------------

9) SPINNER SYSTEM

	SPINNER TUBING	15-04-0167
--	----------------	------------

10) SPINNER SYSTEM

	SPINNER LOCATION SHAFT	15-04-0168
--	------------------------	------------

11) SPINNER DISC


11A	RUBBER 17 1/2 in DIA. LEFT	15-07-0014
11B	RUBBER 17 1/2 in DIA. RIGHT	15-07-0014-1

5291, Chemin du lac, St-Gabriel-de-Brandon (Québec) J0K 2N0 450-835-1777

lanau-industries.com



H SERIES



CONVEYOR / GUARDS (OLD MODEL)

1) CENTRAL CONVEYOR

LANAU #

1A	FRONT UPPER GUARD (PRIMER)	11-H09-0027
1B	REAR UPPER GUARD (PRIMER)	11-H09-0026
1C	REAR LOWER GUARD (PRIMER)	11-H09-0025
1D	FRONT LOWER GUARD (PRIMER)	11-H09-0024
1E	AJUSTABLE DOOR (PRIMER)	8-H-00010
1F	OPENING GAGE (ROUGE)	8-H-0027-10

2) FRONT CONVEYOR

2A	DRIVERS GUARD (PRIMER)	11-H09-0003
2B	HELPER GUARD (PRIMER)	11-H09-0001

3) GRID

3A	BOLTED LOCK FOR GRID (PRIMER)	9-H-0023
3B	GRID (12V) (NOIR)	9-H14-0010

4) LIGHT ACCESSORIES

4A	MUNICIPAL LIGHT (PRIMER)	11-H03-0005
4B	BOLTED LIGHT SUPPORT (PRIMER)	11-H03-0007-ND-1
4C	BEACON G6	15-07-0072-1
4D	MOUNT BEACON	14-H-0013

5) MUD FLAP

5A	MUD FLAP SUPPORT	11-H08-0002
5B	LANAU MUD FLAP	11-08-0008

5291, Chemin du lac, St-Gabriel-de-Brandon (Québec) J0K 2N0 450-835-1777

lanau-industries.com



H SERIES



2) COMPLETE MUNICIPAL WIRING HARNESS KIT

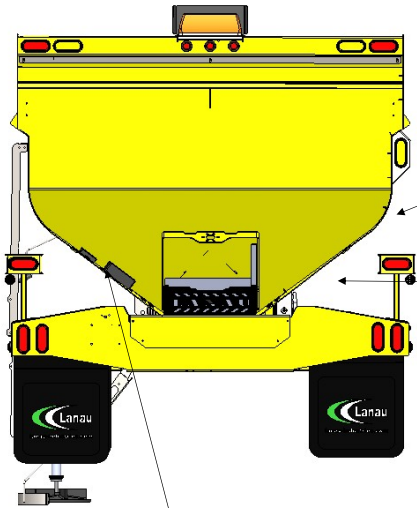
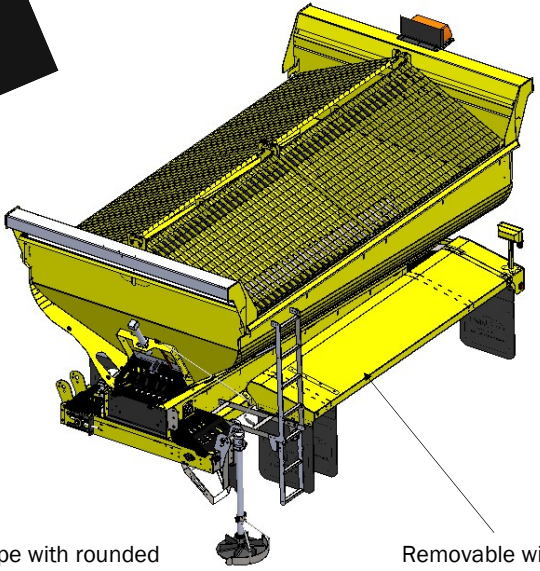
LANAU #

		LANAU #
2	COMPLETE KIT	15-04-0068
2A	WIRE	15-04-0048
2B	LICENCE PLATE LIGHT	15-04-0049
2C	ALTERNATIVE YELLOW OVAL LIGHT	15-04-0026
2D	RED OVAL LED LIGHT	15-04-0012
2E	WHITE OVAL BULB LIGHT	15-04-0009
2F	2-1/2 in RED ROUND LED LIGHT	15-04-0011
2G	2-1/2 in YELLOW ROUND LED LIGHT	15-04-0025
2H	ADAPTOR	15-04-0050
2i	JONCTION BOX	15-04-0051
2J	12 in REAR CORNER BOX KIT (HELPER & DRIVER'S SIDE)	11-H03-0005
2K	MOUNT BEACON	14-H-0013
2L	ALTERNATING STROBE FLASH MODULES MTQ	15-04-0100

MUNICIPAL WIRING / HARNESS KIT / SALT SPREADER (OLD MODEL)

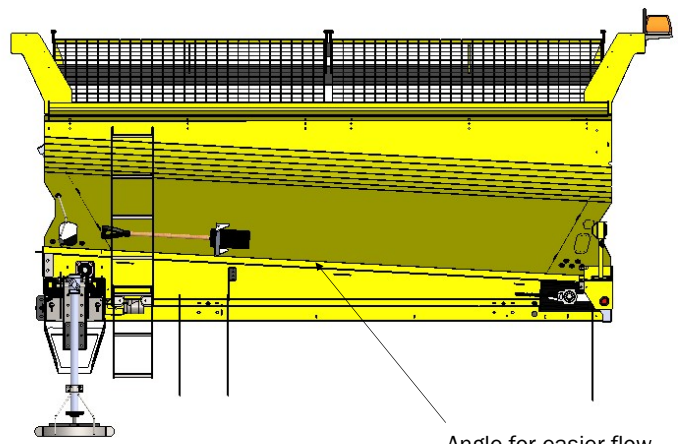
H SERIES

NEW SALT SPREADER DEFROST



New shape with rounded corner

New safer position for electric components at the back.



New safer position for electric components at the back.

Defrost with the bear strength

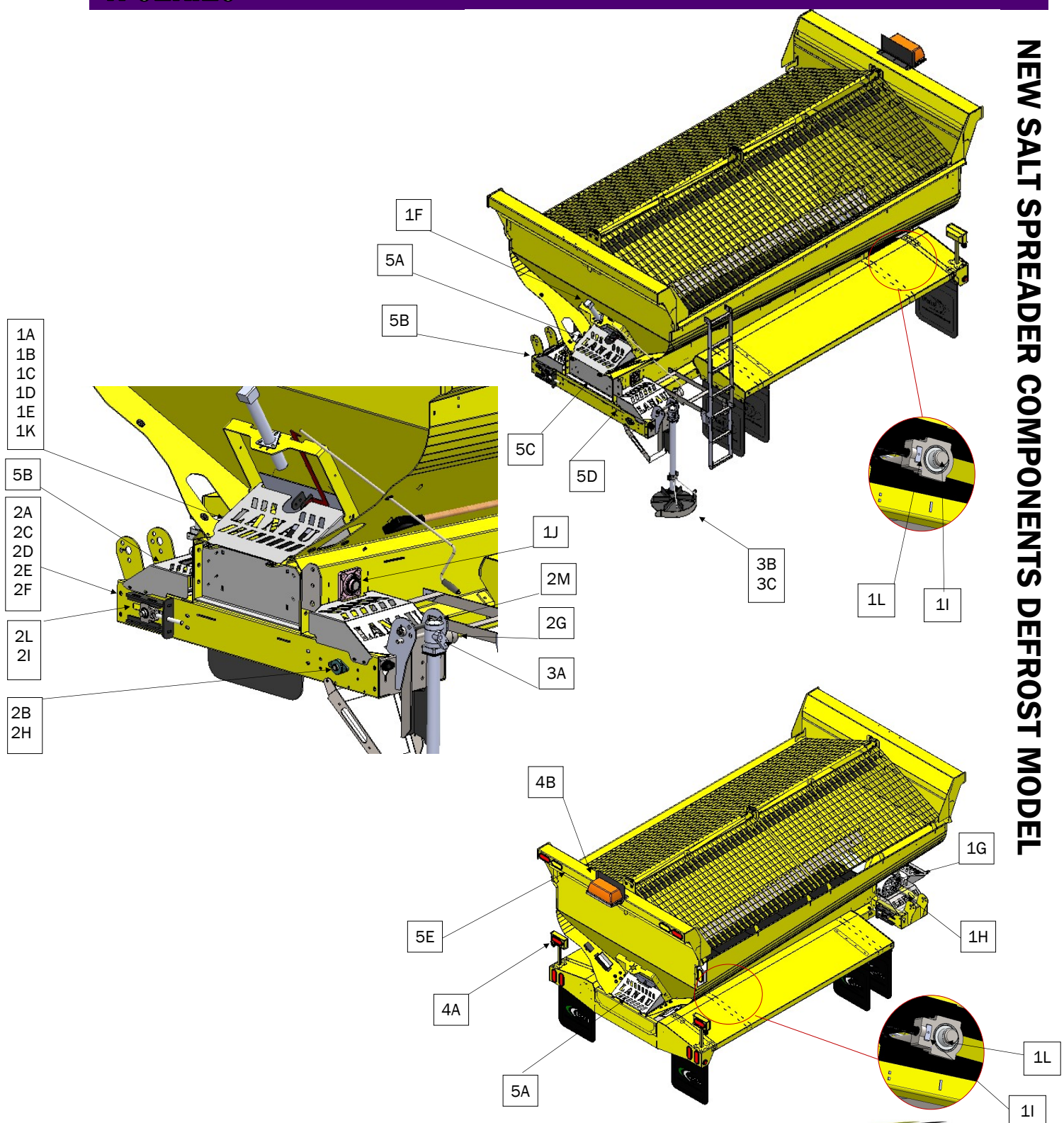
5291, Chemin du lac, St-Gabriel-de-Brandon (Québec) J0K 2N0 450-835-1777

lanau-industries.com



H SERIES

NEW SALT SPREADER COMPONENTS DEFROST MODEL



5291, Chemin du lac, St-Gabriel-de-Brandon (Québec) J0K 2N0 450-835-1777

lanau-industries.com



H SERIES

SALT SPREADER COMPONENTS (NEW DEFROST)

1) CENTRAL CONVEYOR		QUANTITY	PAGE
1A	CASTED SPROCKET 8 TEETH 1-3/4 in	4	109
1B	D88K CHAIN	-	108
1C	D88K LINK	2	108
1D	CLEVIS PIN	2	108
1E	COTTER PIN	2	108
1F	JACK 2000 LBS	1	111
1G	WORM GEAR REDUCER	1	110
1H	200cc HYDRAULIC MOTOR	1	110
1i	TAKE UP BEARING 1-3/4 in	2	109
1J	FLANGE UNIT (4) HOLES 1-3/4 in	1	109
1K	1-3/4 in FRONT SHAFT	1	109
1L	1-3/4 in REAR SHAFT	1	109
1M	UPPER FRONT GUARD	1	112
1N	LOWER FRONT GUARD	1	112
1O	UPPER REAR GUARD	1	112
1P	LOWER REAR GUARD	1	112

2) FRONT CONVEYOR		QUANTITY	PAGE
1A	CASTED SPROCKET 6 TEETH 1 in	4	109
2A	FLANGE UNIT (2) HOLES 1 in	2	109
3A	667x CHAIN	1	108
5A	667x LINK	2	108
2E	THREADED SHAFT 3/4-10NC X 8 in	2	108
2F	CONNECTING TAKE-UP UNIT BEARING & THREADED SHAFT	2	108
2C	400cc HYDRAULIC MOTOR	1	110
5A	1 in SHAFT DRIVER'S SIDE	1	109
5B	1 in SHAFT HELPER'S SIDE	1	109
2A	UPPER HELPER'S SIDE GUARD	1	112
2B	UPPER DRIVER'S SIDE GUARD	1	112
3C	TAKE UP BEARING 1 in	2	109
6A-B-C	CHAIN COUPLING KIT	1	107

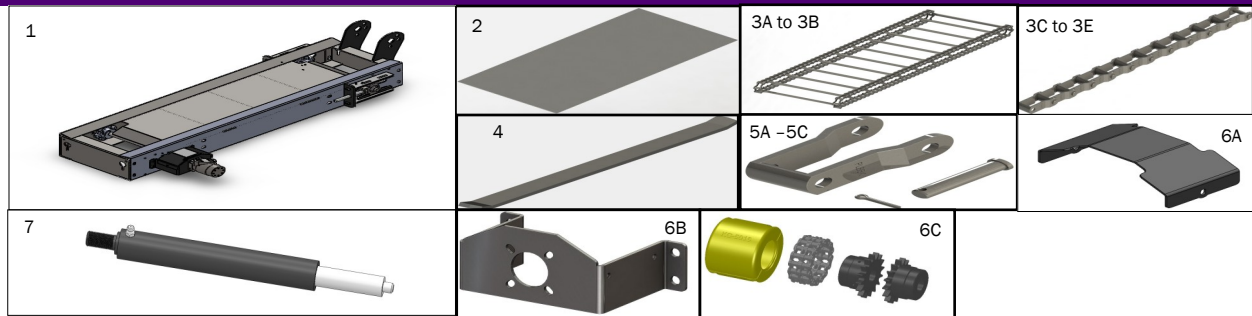
3) SPINNER SYSTEM		QUANTITY	PAGE
3A	80cc HYDRAULIC MOTOR	1	110
3B	SPINNER DISC	1	111
3C	SPINNER DISC GUARD	1	111

4) ACCESSORY		QUANTITY	PAGE
4A	MUNICIPAL LIGHT	2	112
4B	MOUNT BEACON	1	112
4C	BOLT LIGHT SUPPORT	1	112

* 5) NEW DEFROST PARTS *		QUANTITY	PAGE
5A	FRONT/BACK UPPER GUARD	1	112
5B	HELPER GUARD	1	112
5C	FRONT LOWER GUARD	1	112
5D	DRIVER GUARD	1	112
5E	BOLTED LIGHT SUPPORT	1	112
5F	AMOVABLE WING	2	113

H SERIES

FRONT CONVEYOR (NEW DEFROST)



1) FRONT CONVEYOR

LANAU #

1	CONVEYOR ASSEMBLY (FRONT)	7-H02-0001
---	---------------------------	------------

2) PROTECTOR PLATE

2	1/8 in X 16 7/8 in X 40 in	11-H09-0016
---	----------------------------	-------------

3) CHAIN

3A	CHAIN ASSEMBLY FRONT CONVEYOR PL667X	15-07-0018
3B	CHAIN ASSEMBLY FRONT CONVEYOR REVERSIBLE C55	15-07-0087
3C	CHAIN PL667K /LINEAR FEET (CHAIN ONLY)	15-07-0018P
3D	CHAIN C55 REVERSIBLE FRONT CONVEYOR/ LINEAR FEET (CHAIN ONLY)	15-07-0083P
3E	CHAIN 88 C HEAVY DUTY /LINEAR FEET (CHAIN ONLY)	15-07-0081P

4) CONVEYOR SCRAPER

4	FRONT CONVEYOR / FLAT 3/8 in X 1 1/4 in X 12 in	7-H-0039
---	---	----------

5) CONNECTING LINK

5A	CHAIN PL667X	15-07-0017
5B	CHAIN C 55 (reversible)	15-07-0084
5C	CHAIN 88 C HEAVY DUTY	15-07-0082

6) CHAIN COUPLING KIT

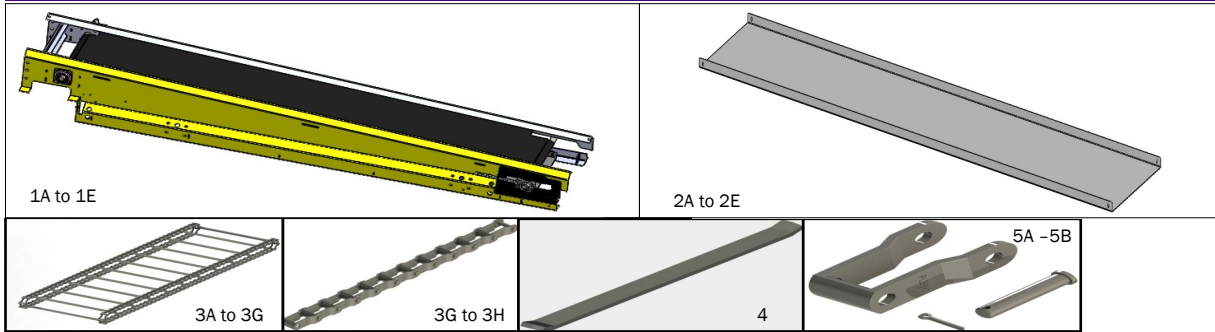
6A	PROTECTION GUARD	7-H-0049
6B	MOTOR SUPPORT	7-H-0049-1
6C	SPROCKET COUPLING KIT	KC-5016

7) GREASE CYLINDER

7	GREASE CYLINDER R-210	R04-2000-0
---	-----------------------	------------

H SERIES

CENTRAL CONVEYOR (NEW DEFROST)



1) CENTRAL CONVEYOR

LANAU

1A	CENTRAL CONVEYOR ASSEMBLY 4V (CHAIN NOT INCLUDED)	7-H-0100-4V-2.0
1B	CENTRAL CONVEYOR ASSEMBLY 8V (CHAIN NOT INCLUDED)	7-H-0100-8V-2.0
1C	CENTRAL CONVEYOR ASSEMBLY 10V (CHAIN NOT INCLUDED)	7-H-0100-10V-2.0
1D	CENTRAL CONVEYOR ASSEMBLY 12V (CHAIN NOT INCLUDED)	7-H-0100-12V-2.0
1E	CENTRAL CONVEYOR ASSEMBLY 14V (CHAIN NOT INCLUDED)	7-H-0100-14V-2.0

2) PROTECTOR PLATE

2A	PROTECTOR PLATE FOR CENTRAL CONVEYOR (4V)	11-H09-0035-4V-2.0
2B	PROTECTOR PLATE FOR CENTRAL CONVEYOR 8V	11-H09-0035-8V-2.0
2C	PROTECTOR PLATE FOR CENTRAL CONVEYOR 10V	11-H09-0035-10V-2.0
2D	PROTECTOR PLATE FOR CENTRAL CONVEYOR 12V	11-H09-0035-2.0
2E	PROTECTOR PLATE FOR CENTRAL CONVEYOR 14V	11-H09-0035-16-2.0

3) CHAIN

3A	CHAIN ASSEMBLY CENTRAL CONVEYOR PL88K (4V) 32 FEET	15-07-0023-4V
3B	CHAIN ASSEMBLY CENTRAL CONVEYOR PL88K (8V) 35 FEET	15-07-0023-8V
3C	CHAIN ASSEMBLY CENTRAL CONVEYOR PL88K (10V) 44 FEET	15-07-0023-10V
3D	CHAIN ASSEMBLY CENTRAL CONVEYOR PL88K (12V) 52 FEET	15-07-0023-12V
3E	CHAIN ASSEMBLY CENTRAL CONVEYOR PL88K (14V) 61 FEET	15-07-0023-14V
3F	CHAIN PL88K / LINEAR FEET (CHAIN ONLY)	15-07-0023P
3G	CHAIN C-188 REVERSIBLE CENTRAL CONVEYOR / LINEAR FEET (CHAIN ONLY)	15-07-0007P

4) CONVEYOR SCRAPER

4	CENTRAL CONVEYOR/ FLAT 3/8 in X 1 1/4 in X 22 1/16 in	7-H-0040
---	---	----------


5) CONNECTING LINK

5A	CHAIN PL88K	15-07-0024
5B	CHAIN C 188 (reversible)	15-07-0008

NOTE*
FOR DEFROST MODEL, THERE IS NO SUB-CHASSIS.
IT'S INTERGRATED IN CENTRAL CONVEYOR FRAME.

H SERIES

SPROCKETS, BEARINGS & SHAFTS (NEW DEFROST)



1) CASTED SPROCKET

		LANAU #
1A	(6) TEETH, 1 in SHAFT WITH KEYWAY & SET SCREW	15-07-0005
1B	(8) TEETH, 1-3/4 in SHAFT WITH KEYWAY & SET SCREW	15-07-0033
1C	(10) TEETH 1 in SHAFT REVERSIBLE C55	15-07-0085
1D	IDLER 1 3/4 in Dia.	15-07-0077

2) FLANGE UNIT

2A	(2) HOLES, 1in SHAFT (205-16)	15-07-0010
2B	(2) HOLES, 1-3/4 in SHAFT (209-28)	15-07-0011
2C	(4) HOLES, 1-3/4 in SHAFT (209-28)	15-07-0039

3) TAKE UP BEARING

3A	THREADED SHAFT 3/4-10NC X 8 in (FRONT CONVEYOR)	7-H-0037-4
3B	THREADED SHAFT 1 inch-8NC X 12 in (CENTRAL CONVEYOR)	7-H-0002-4
3C	1" TAKE-UP UNIT BEARING (205-16) (FRONT CONVEYOR)	15-07-0047
3D	1 3/4" TAKE-UP UNIT BEARING (209-28) (CENTRAL CONVEYOR)	15-07-0046

4) BEARING

	1 in (205-16)	15-07-0054
--	---------------	------------

5) SHAFT FOR FRONT CONVEYOR

5A	1 in DIA. X 21 1/4 in LG. WITH KEYWAY (DRIVER'S SIDE FRONT CONVEYOR)	7-H-0023
5B	1 in DIA. X 23 1/16 in LG. (HELPER'S SIDE FRONT CONVEYOR)	7-H-0024

6) SHAFT FOR CENTRAL CONVEYOR

6A	1-3/4 in DIA. X 40 in LG. WITH KEYWAY (FRONT CENTRAL CONVEYOR)	7-H-0036
6B	1-3/4 in DIA. X 34 3/4 in LG. (REAR CENTRAL CONVEYOR)	7-H-0035

7) CONNECTING TAKE-UP UNIT BEARING & THREADED SHAFT

7A	CONNECTING TAKE-UP UNIT BEARING & THREADED SHAFT (FRONT CONVEYOR)	15-07-0078-1
7B	CONNECTING TAKE-UP UNIT BEARING & THREADED SHAFT (CENTRAL CONVEYOR)	15-07-0079-1

8) REPAIR KIT FOR CONVEYOR

8A	REPAIR KIT FOR FRONT CONVEYOR	7-H02-0003
8B	REPAIR KIT FOR CENTRAL CONVEYOR	7-H02-0002

H SERIES



HYDRAULIC COMPONENTS (NEW DEFROST)

1) WORM GEAR REDUCER

LANAU #

	25:1 RATIO, 1-3/4 in SHAFT (130cc)12V-14V	15-07-0034
--	---	------------

2) HYDRAULIC MOTOR

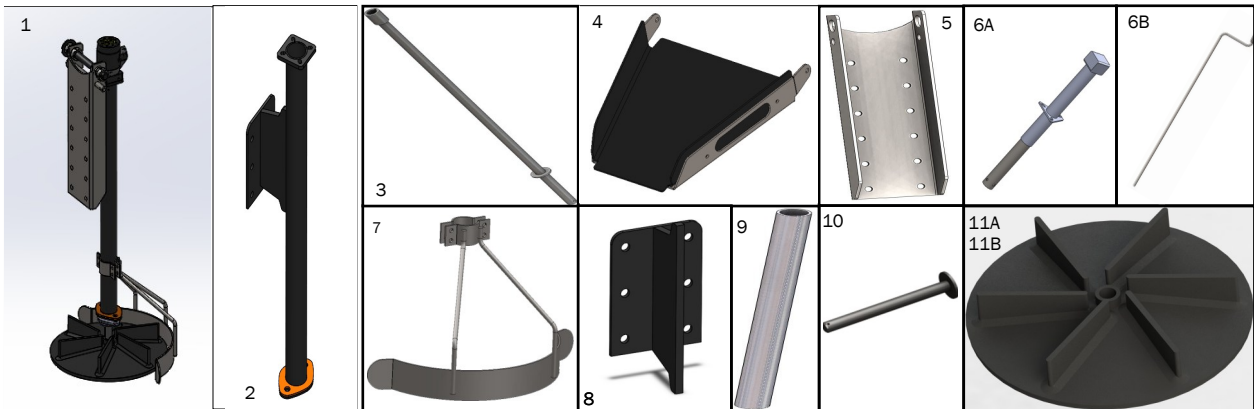
2A	80cc SAE (4) BOLTS (SPINNER SYSTEM)	15-01-0077
2B	200cc SAE (4) BOLTS (CENTRAL CONVEYOR)	15-01-0078
2C	400cc SAE (4) BOLTS (FRONT CONVEYOR)	15-01-0079

3) OIL TANK / OPTIONAL

3A	OIL TANK 103 LITERS (27 GAL.)	11-H04-0003
3B	SCREW CAP	15-04-0003
3C	GAUGE (SIGHT/TEMPERATURE)	15-04-0004

H SERIES

CHAIN, JACK & SPINNER (NEW DEFROST)



1) SPINNER ASSEMBLY

LANAU

	SPINNER WITH MOTOR, PIVOT PLATE, DISC & GARD (NO DROP)	15-04-0165
--	--	------------

2) SPINNER

	SPINNER WITHOUT DISC & GARD	15-04-0162
--	-----------------------------	------------

3) SPINNER SYSTEM

	CENTER SHAFT SPINNER	15-04-0163
--	----------------------	------------

4) DROP

	DROP	11-H01-0001-1ND
--	------	-----------------

5) SPINNER SYSTEM

	PIVOT PLATE	15-04-0164
--	-------------	------------

6) JACK

6A	CAPACITY 2000 POUNDS JACK	15-04-0043
6B	JACK HANDLE	15-04-0043P

7) SPINNER SYSTEM

	DISC GUARD	11-H01-0005
--	------------	-------------

8) SPINNER SYSTEM

	SPINNER SUPPORT ASSEMBLY	15-04-0166
--	--------------------------	------------

9) SPINNER SYSTEM

	SPINNER TUBING	15-04-0167
--	----------------	------------

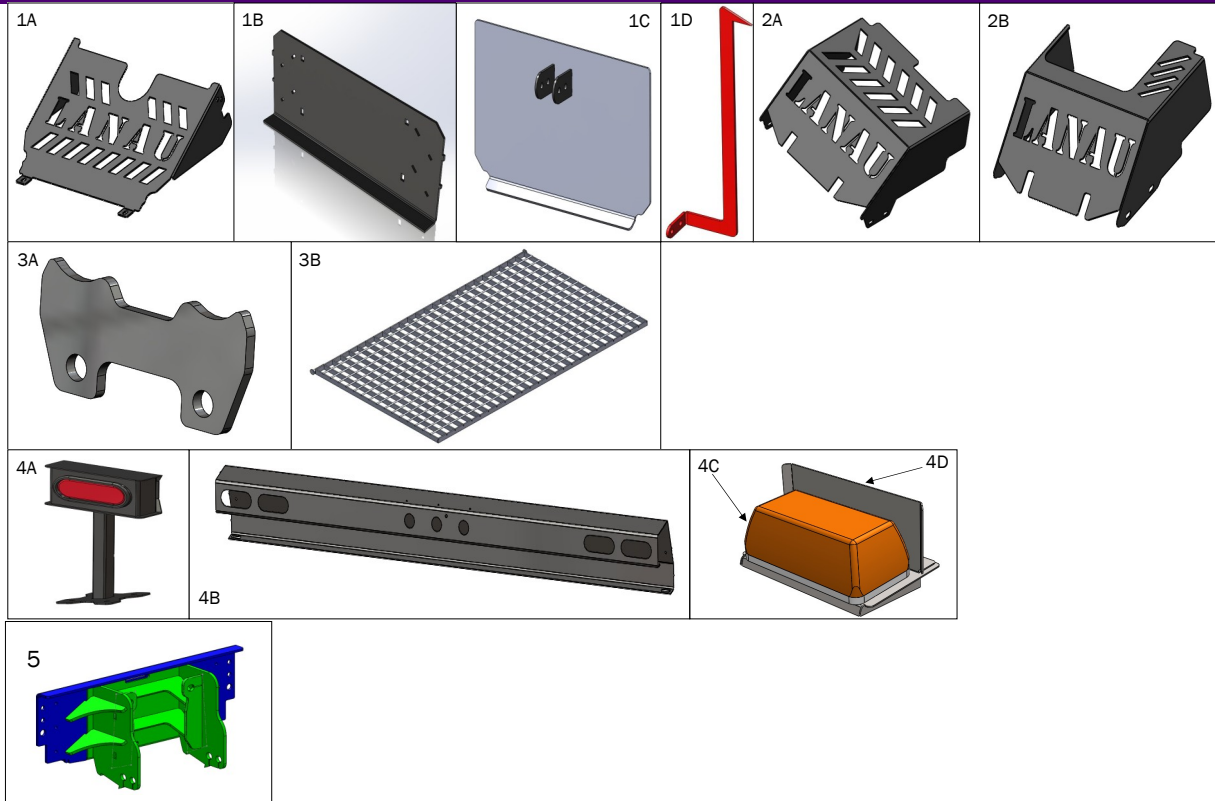
10) SPINNER SYSTEM

	SPINNER LOCATION SHAFT	15-04-0168
--	------------------------	------------

11) SPINNER DISC

11A	RUBBER 17 1/2 in DIA. LEFT/1"Ø	15-07-0014
11B	RUBBER 17 1/2 in DIA. RIGHT/1"Ø	15-07-0014-1

H SERIES



NEW CONVEYOR / GUARDS (NEW DEFROST)

5

1) CENTRAL CONVEYOR

LANAU #

1A	FRONT/BACK UPPER GUARD (PRIMER)	8-H-0028-24-2.0NM
1B	FRONT LOWER GUARD (PRIMER)	7-H-0105-3-NM-2.0
1C	AJUSTABLE DOOR (PRIMER)	8-H-0029-12-NM-2.0
1D	OPENING GAGE (ROUGE)	8-H-0027-102.0

2) FRONT CONVEYOR

2A	DRIVERS GUARD (PRIMER)	11-H09-00332.0
2B	PASSENGER GUARD (PRIMER)	11-H09-00342.0

3) GRID

3A	BOLTED LOCK FOR GRID (PRIMER)	09-H-0036-12V2.1
3B	GRID (12V) (NOIR)	09-H-0036-12V2.0

4) LIGHT ACCESSORIES

4A	MUNICIPAL LIGHT (PRIMER)	11-H03-0005 ND
4B	BOLTED LIGHT SUPPORT (PRIMER)	9-H-0025-39-NM-2.0
4C	BEACON G6	15-07-0072-1
4D	MOUNT BEACON	14-H-0013

5) CYLINDER BLOCK BRACKET EXTERNAL

5	DEFROST CYLINDER BRACKET EXTERNAL	11-U02-0001
---	-----------------------------------	-------------

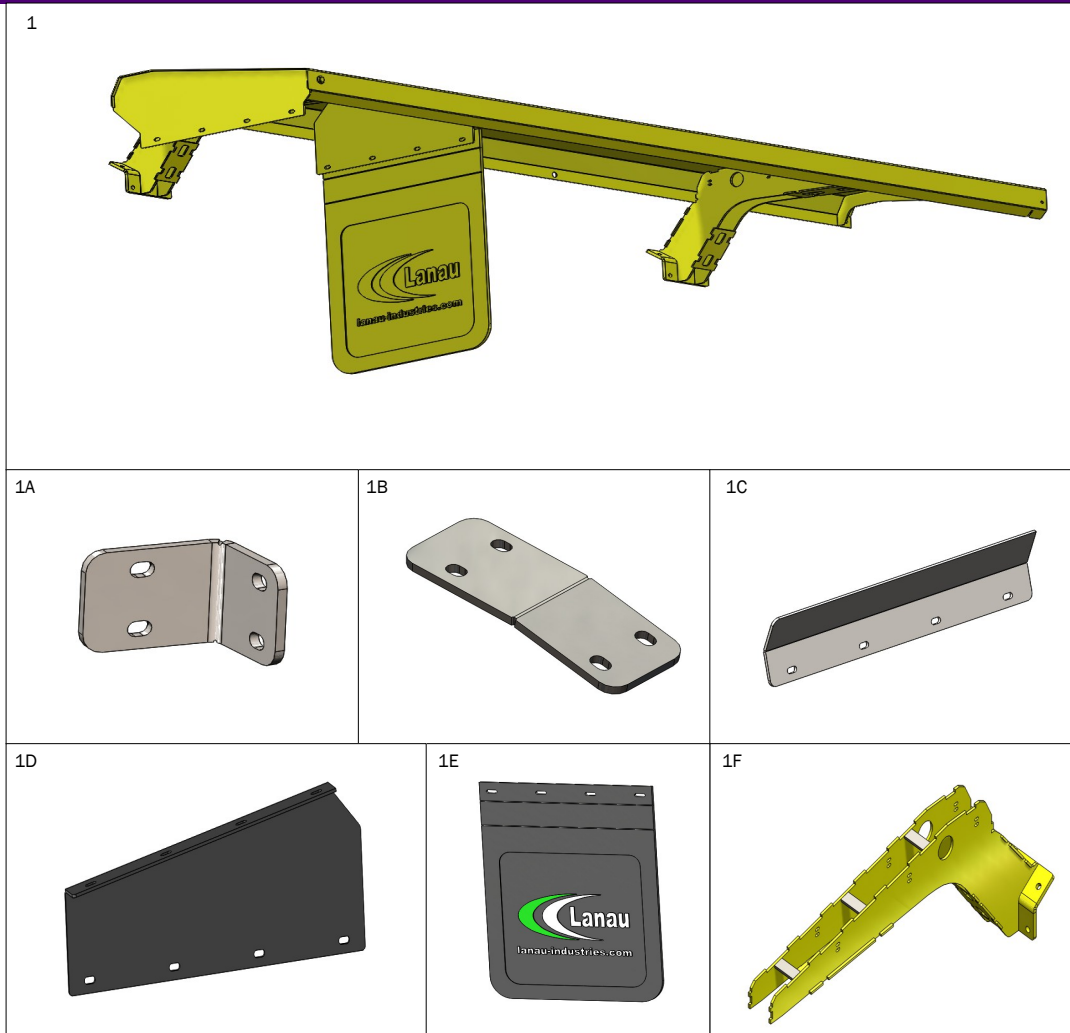
5291, Chemin du lac, St-Gabriel-de-Brandon (Québec) J0K 2N0 450-835-1777

lanau-industries.com



H SERIES

AMOVABLE WING (NEW DEFROST)



1) REMOVABLE WINGS

LANAU

		LANAU #
1	REMOVABLE SPREADER WING (PRIMER) DRIVER'S & PASSENGER'S SIDES	3-H-0007-ND-2.0
1A	CORNER BRACKET	3-H-0015-12V-NM-2.0
1B	ANGLE BRACKET	3-H-0016-12V-NM-2.0
1C	MUD FLAP BRACKET WITH ANGLE	3-H-0009-42
1D	MUD FLAP SUPPORT SPREADER	11-H08-0002
1E	MUD FLAP (3/8 in X 24 in X 30 in LG.)	11-08-0008
1F	WING SUPPORT	7-H-0100-15-NM-2.0

H SERIES



2) COMPLETE MUNICIPAL WIRING HARNESS KIT

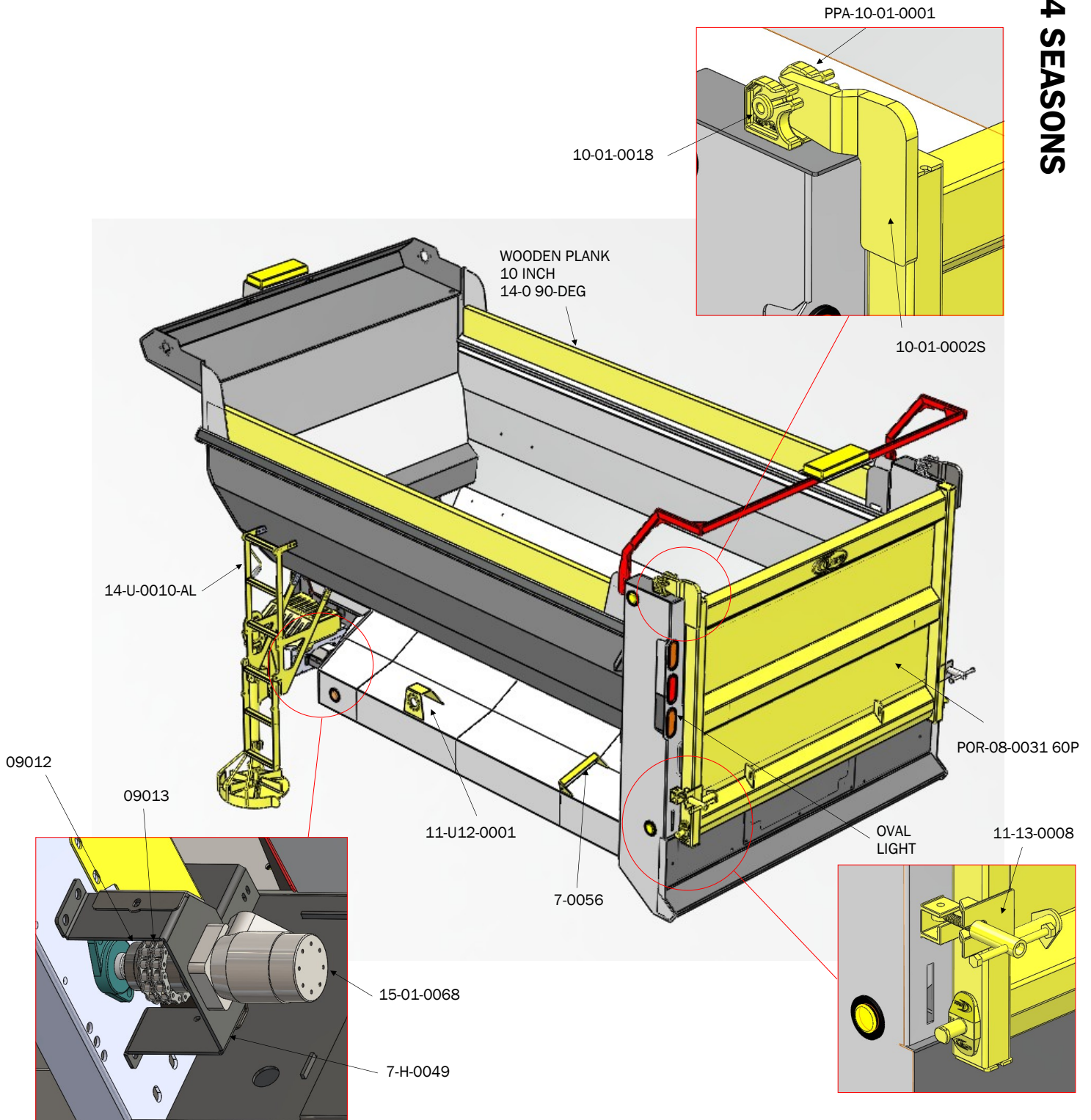
LANAU #

		LANAU #
2	COMPLETE KIT	15-04-0068
2A	WIRE	15-04-0048
2B	LICENCE PLATE LIGHT	15-04-0049
2C	ALTERNATIVE YELLOW OVAL LIGHT	15-04-0026
2D	RED OVAL LED LIGHT	15-04-0012
2E	WHITE OVAL BULB LIGHT	15-04-0009
2F	2-1/2 in RED ROUND LED LIGHT	15-04-0011
2G	2-1/2 in YELLOW ROUND LED LIGHT	15-04-0025
2H	ADAPTOR	15-04-0050
2i	JONCTION BOX	15-04-0051
2J	12 in REAR CORNER BOX KIT (PASSENGER'S & DRIVER'S SIDE)	11-H03-0005
2K	MOUNT BEACON	14-H-0013
2L	ALTERNATING STROBE FLASH MODULES	15-04-0100

MUNICIPAL WIRING / HARNESS KIT / SALT SPREADER (NEW DEFROST)

Q SERIES

4 SEASONS



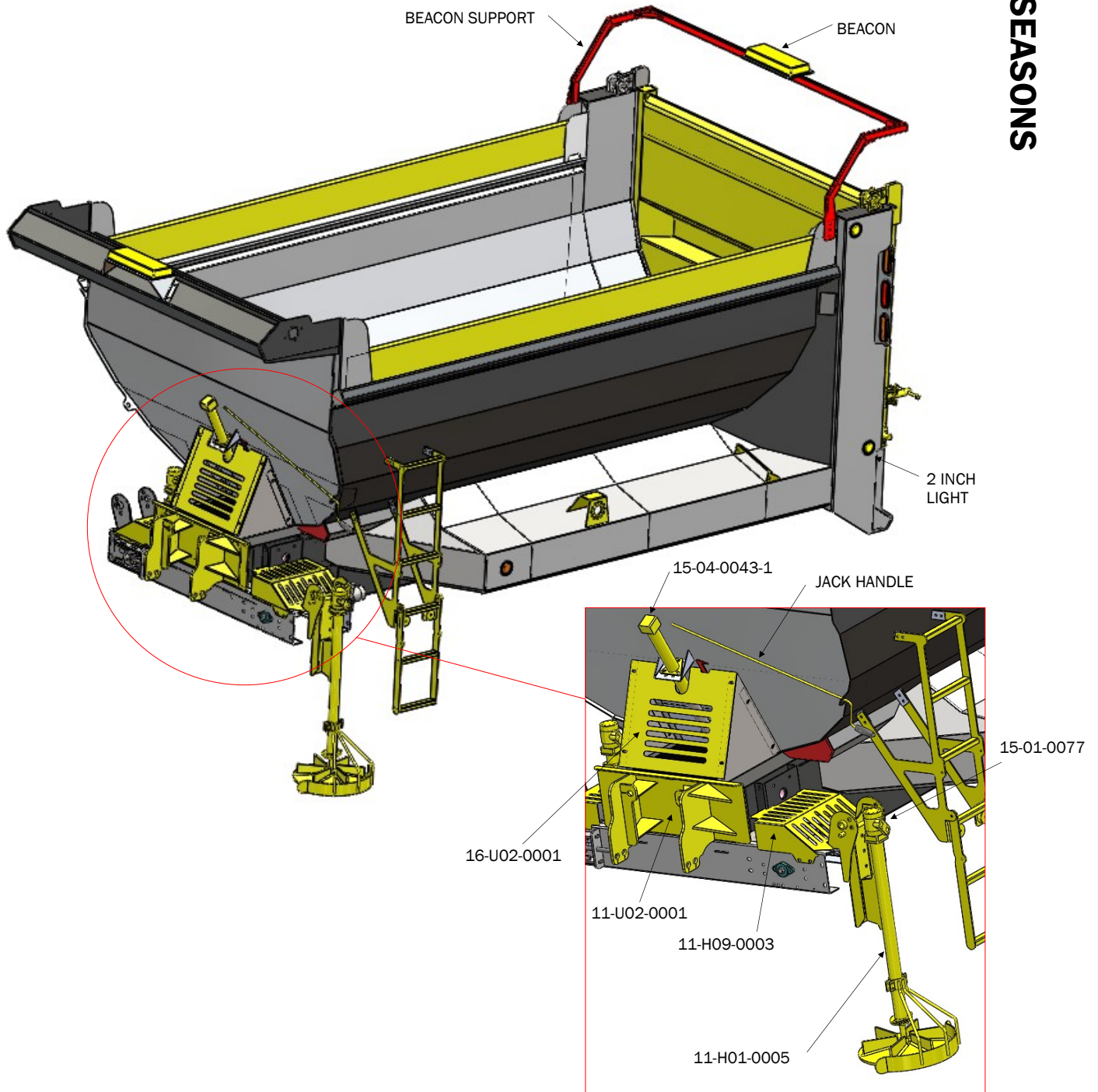
5291, Chemin du lac, St-Gabriel-de-Brandon (Québec) J0K 2N0 450-835-1777

lanau-industries.com



Q SERIES

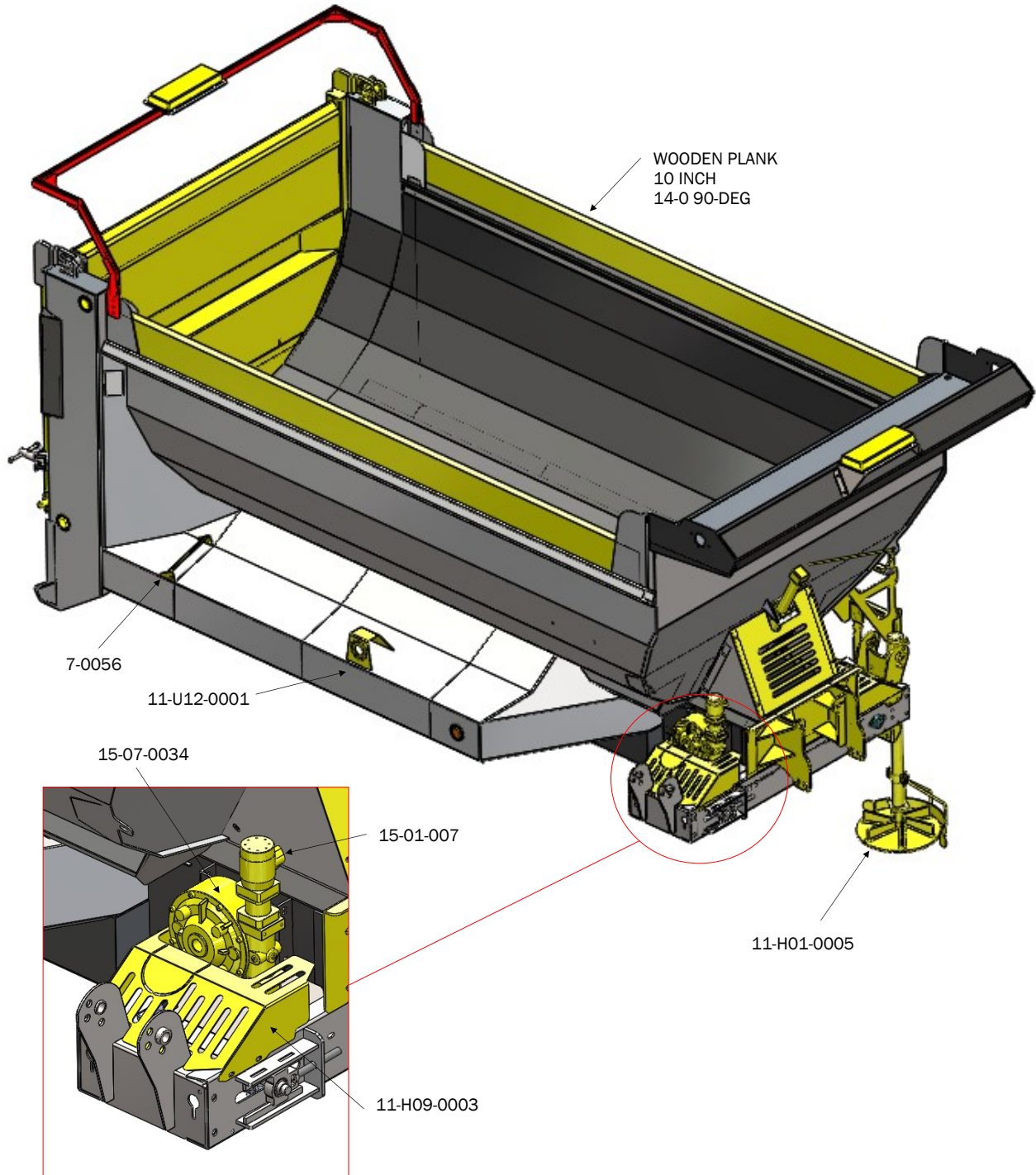
4 SEASONS



5291, Chemin du lac, St-Gabriel-de-Brandon (Québec) J0K 2N0 450-835-1777

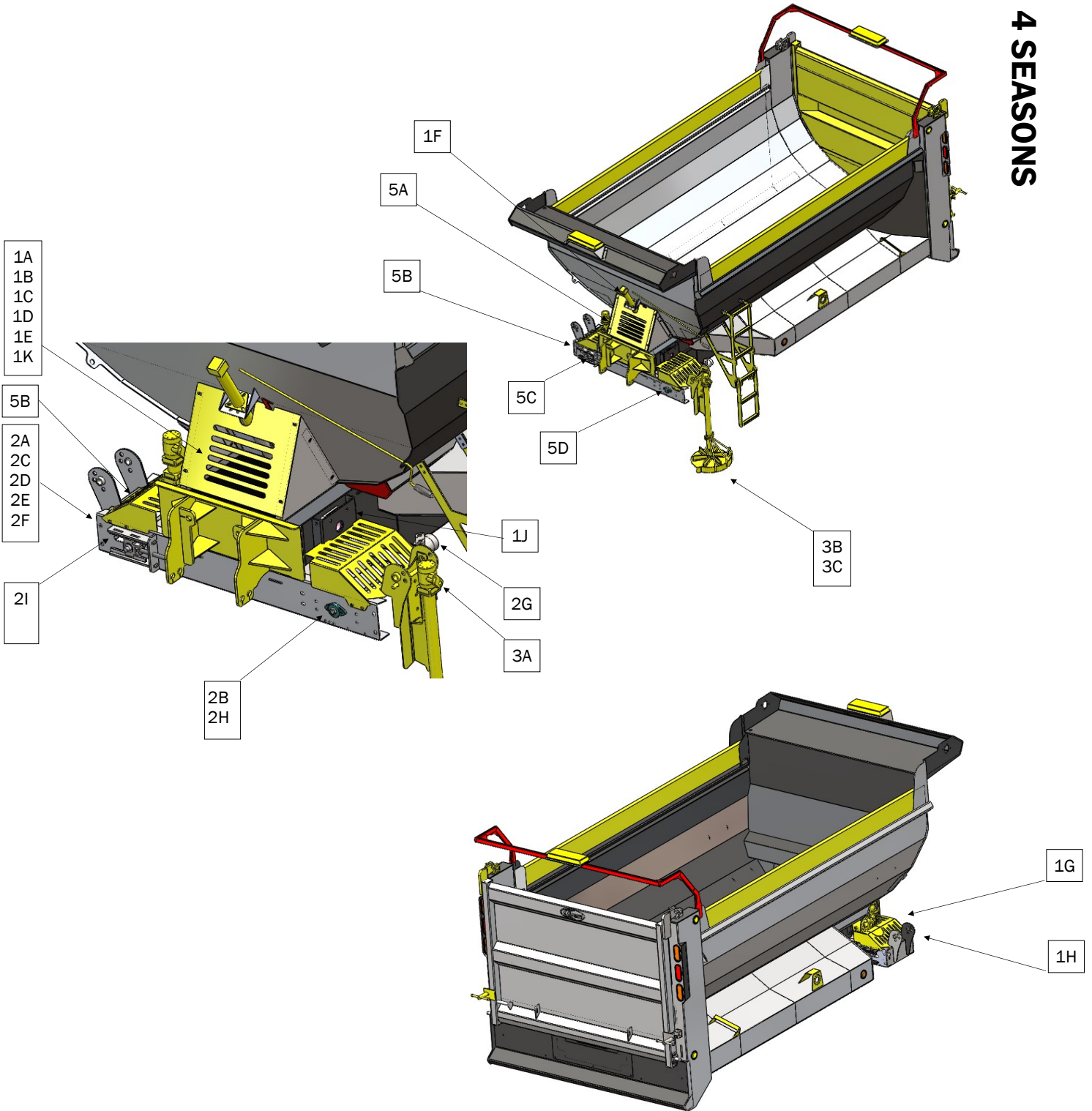
lanau-industries.com





Q SERIES

4 SEASONS



5291, Chemin du lac, St-Gabriel-de-Brandon (Québec) J0K 2N0 450-835-1777

lanau-industries.com



Q SERIES

4 SEASONS COMPONENTS

1) CENTRAL CONVEYOR

		QUANTITY	PAGE
1A	CASTED SPROCKET 8 TEETH 1-3/4 in	4	122
1B	D88K CHAIN	-	121
1C	D88K LINK	2	121
1D	CLEVIS PIN	2	121
1E	COTTER PIN	2	121
1F	JACK 2000 LBS	1	123
1G	WORM GEAR REDUCER	1	123
1H	200cc HYDRAULIC MOTOR	1	123
1J	FLANGE UNIT (4) HOLES 1-3/4 in	1	122
1K	1-3/4 in FRONT SHAFT	1	122

2) FRONT CONVEYOR

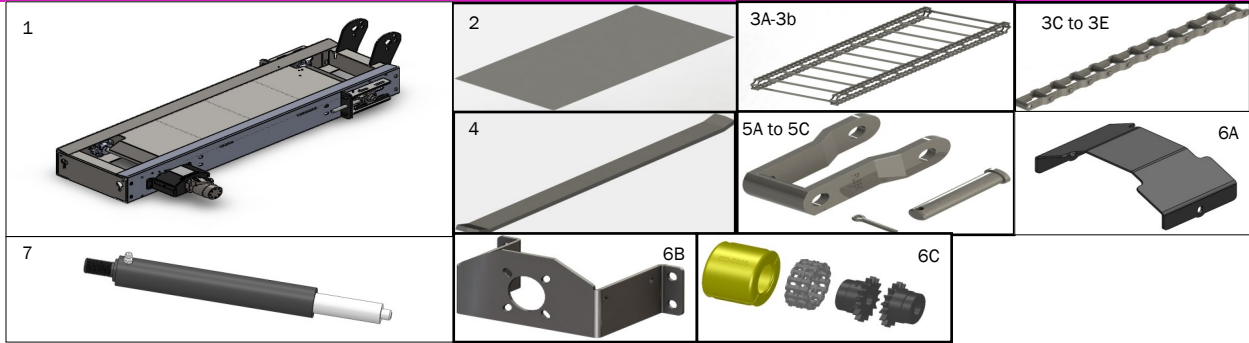
		QUANTITY	PAGE
2A	CASTED SPROCKET 6 TEETH 1 in	4	122
2B	FLANGE UNIT (2) HOLES 1 in	1	122
2C	667x CHAIN	-	121
2D	667x LINK	-	121
2E	CLEVIS PIN	-	121
2F	COTTER PIN	-	121
2G	400cc HYDRAULIC MOTOR	1	123
2H	1 in SHAFT DRIVER'S SIDE	1	122
2i	1 in SHAFT HELPER'S SIDE	1	122

3) SPINNER SYSTEM

		QUANTITY	PAGE
3A	80cc HYDRAULIC MOTOR	1	123

Q SERIES

FRONT CONVEYOR (4 SEASONS)



1) FRONT CONVEYOR

LANAU #

1	CONVEYOR ASSEMBLY (FRONT)	7-H02-0001
---	---------------------------	------------

2) PROTECTOR PLATE

2	1/8 in X 16 7/8 in X 40 in	11-H09-0016
---	----------------------------	-------------

3) CHAIN

3A	CHAIN ASSEMBLY FRONT CONVEYOR PL667X	15-07-0018
3B	CHAIN ASSEMBLY FRONT CONVEYOR REVERSIBLE C55	15-07-0087
3C	CHAIN PL667K /LINEAR FEET (CHAIN ONLY)	15-07-0018P
3D	CHAIN C55 REVERSIBLE FRONT CONVEYOR/ LINEAR FEET (CHAIN ONLY)	15-07-0083P
3E	CHAIN 88 C HEAVY DUTY /LINEAR FEET (CHAIN ONLY)	15-07-0081P

4) CONVEYOR SCRAPER

4	FRONT CONVEYOR/FLAT 3/8 in X 1 1/4 in X 12 in	7-H-0039
---	---	----------

5) CONNECTING LINK

5A	CHAIN PL667X	15-07-0017
5B	CHAIN C 55 (reversible)	15-07-0084
5C	CHAIN 88 C HEAVY DUTY	15-07-0082

6) CHAIN COUPLING KIT

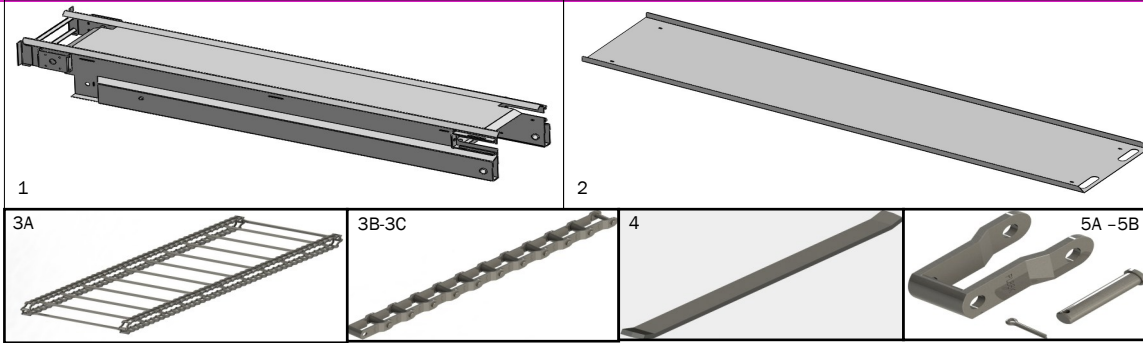
6A	PROTECTION GUARD	7-H-0049
6B	MOTOR SUPPORT	7-H-0049-1
6C	SPROCKET COUPLING KIT	KC-5016

7) GREASE CYLINDER

7	GREASE CYLINDER R-210	R04-2000-0
---	-----------------------	------------

Q SERIES

CENTRAL CONVEYOR (4 SEASONS)



1) CENTRAL CONVEYOR

LANAU

Part #	Description	LANAU #
1	CENTRAL CONVEYOR (CHAIN NOT INCLUDED)	16-U01-0001-15

2) PROTECTOR PLATE

2	PROTECTOR PLATE FOR CENTRAL CONVEYOR	11-U09-0001-14
---	--------------------------------------	----------------

3) CHAIN

3A	CHAIN ASSEMBLY CENTRAL CONVEYOR PL88K (14V) 61 FEET	15-07-0023-14V
3B	CHAIN PL88K / LINEAR FEET (CHAIN ONLY)	15-07-0023P
3C	CHAIN C-188 REVERSIBLE CENTRAL CONVEYOR / LINEAR FEET (CHAIN ONLY)	15-07-0007P

4) CONVEYOR SCRAPER

4	CENTRAL CONVEYOR/ FLAT 3/8 in X 1 1/4 in X 22 1/16 in	7-H-0040
---	---	----------


5) CONNECTING LINK

5A	CHAIN PL88K	15-07-0024
5B	CHAIN C 188 (reversible)	15-07-0008

NOTE**
FOR 4 SEASONS MODEL, THERE IS NO SUB-CHASSIS.
IT'S INTERGRATED IN CENTRAL CONVEYOR FRAME.

Q SERIES

SPROCKETS, BEARINGS & SHAFTS



1) CASTED SPROCKET

		LANAU #
1A	(6) TEETH, 1 in SHAFT WITH KEYWAY & SET SCREW	15-07-0005
1B	(8) TEETH, 1-3/4 in SHAFT WITH KEYWAY & SET SCREW	15-07-0033
1C	(10) TEETH 1 in SHAFT REVERSIBLE C55	15-07-0085
1D	SHAFT 1 3/4 in Dia.	15-07-0077

2) FLANGE UNIT

2A	(2) HOLES, 1in SHAFT (205-16)	15-07-0010
2B	(2) HOLES, 1-3/4 in SHAFT (209-28)	15-07-0011
2C	(4) HOLES, 1-3/4 in SHAFT (209-28)	15-07-0039

3) TAKE UP BEARING

3A	THREADED SHAFT 3/4-10NC X 8 in (FRONT CONVEYOR)	7-H-0037-4
3B	THREADED SHAFT 1 inch-8NC X 14 in (CENTRAL CONVEYOR)	7-H-0002-4
3C	1" TAKE-UP UNIT BEARING (205-16) (FRONT CONVEYOR)	15-07-0047
3D	1 3/4" TAKE-UP UNIT BEARING (209-28) (CENTRAL CONVEYOR)	15-07-0046

4) BEARING

	1 in (205-16)	15-07-0054
--	---------------	------------

5) SHAFT FOR FRONT CONVEYOR

5A	1 in DIA. X 21 1/4 in WITH KEYWAY (DRIVER'S SIDE FRONT CONVEYOR)	7-H-0023
5B	1 in DIA. X 23 1/16 in (HELPER'S SIDE FRONT CONVEYOR)	7-H-0024

6) SHAFT FOR CENTRAL CONVEYOR

6A	1-3/4 in DIA. X 40 in WITH KEYWAY (FRONT CENTRAL CONVEYOR)	7-H-0036
6B	1-3/4 in DIA. X 34 3/4 in (REAR CENTRAL CONVEYOR)	7-H-0035

7) CONNECTING TAKE-UP UNIT BEARING & THREADED SHAFT

7A	CONNECTING TAKE-UP UNIT BEARING & THREADED SHAFT (FRONT CONVEYOR)	15-07-0078-1
7B	CONNECTING TAKE-UP UNIT BEARING & THREADED SHAFT (CENTRAL CONVEYOR)	15-07-0079-1

8) REPAIR KIT FOR CONVEYOR

8A	REPAIR KIT FOR FRONT CONVEYOR	7-H02-0003
8B	REPAIR KIT FOR CENTRAL CONVEYOR	7-H02-0002

5291, Chemin du lac, St-Gabriel-de-Brandon (Québec) J0K 2N0 450-835-1777

lanau-industries.com

Q SERIES



HYDRAULIC COMPONENTS (NEW DEFROST)

1) WORM GEAR REDUCER

LANAU #

	25:1 RATIO, 1-3/4 in SHAFT	15-07-0034
--	----------------------------	------------

2) HYDRAULIC MOTOR


2A	80cc SAE (4) BOLTS (SPINNER SYSTEM)	15-01-0077
2B	200cc SAE (4) BOLTS (CENTRAL CONVEYOR)	15-01-0078
2C	400cc SAE (4) BOLTS (FRONT CONVEYOR)	15-01-0079

3) OIL TANK / OPTIONAL

3A	OIL TANK 103 LITERS (27 GAL.)	11-H04-0003
3B	SCREW CAP	15-04-0003
3C	GAUGE (SIGHT/TEMPERATURE)	15-04-0004

Q SERIES

CHAIN, JACK & SPINNER



1) SPINNER ASSEMBLY

LANAU

	SPINNER WITH MOTOR, PIVOT PLATE, DISC & GARD (NO DROP)	15-04-0165
--	--	------------

2) SPINNER

	SPINNER WITHOUT / DISC/ GARD	15-04-0162
--	------------------------------	------------

3) SPINNER SYSTEM

	CENTER SHAFT SPINNER	15-04-0163
--	----------------------	------------

4) DROP

	DROP	11-H01-0001-1ND
--	------	-----------------

5) SPINNER SYSTEM

	PIVOT PLATE	15-04-0164
--	-------------	------------

6) JACK

6A	CAPACITY 2000 POUNDS JACK	15-04-0043
6B	JACK HANDLE	15-04-0043P

7) SPINNER SYSTEM

	DISC GUARD	11-H01-0005
--	------------	-------------

8) SPINNER SYSTEM

	SPINNER SUPPORT ASSEMBLY	15-04-0166
--	--------------------------	------------

9) SPINNER SYSTEM

	SPINNER TUBING	15-04-0167
--	----------------	------------


10) SPINNER SYSTEM

	SPINNER LOCATION SHAFT	15-04-0168
--	------------------------	------------

11) SPINNER DISC

	RUBBER 17 1/2 in DIA. LEFT/1"Ø	15-07-0014
--	--------------------------------	------------

Q SERIES



NEW CONVEYOR / GUARDS

1) CENTRAL CONVEYOR

LANAU #

		LANAU #
1A	FRONT/BACK UPPER GUARD (PRIMER)	16-U02-0001
1B	FRONT LOWER GUARD (PRIMER)	16-U01-0006-1
1C	AJUSTABLE DOOR (PRIMER)	8-H-0029-12-NM-2.0
1D	OPENING GAGE (ROUGE)	8-H-0027-102.0

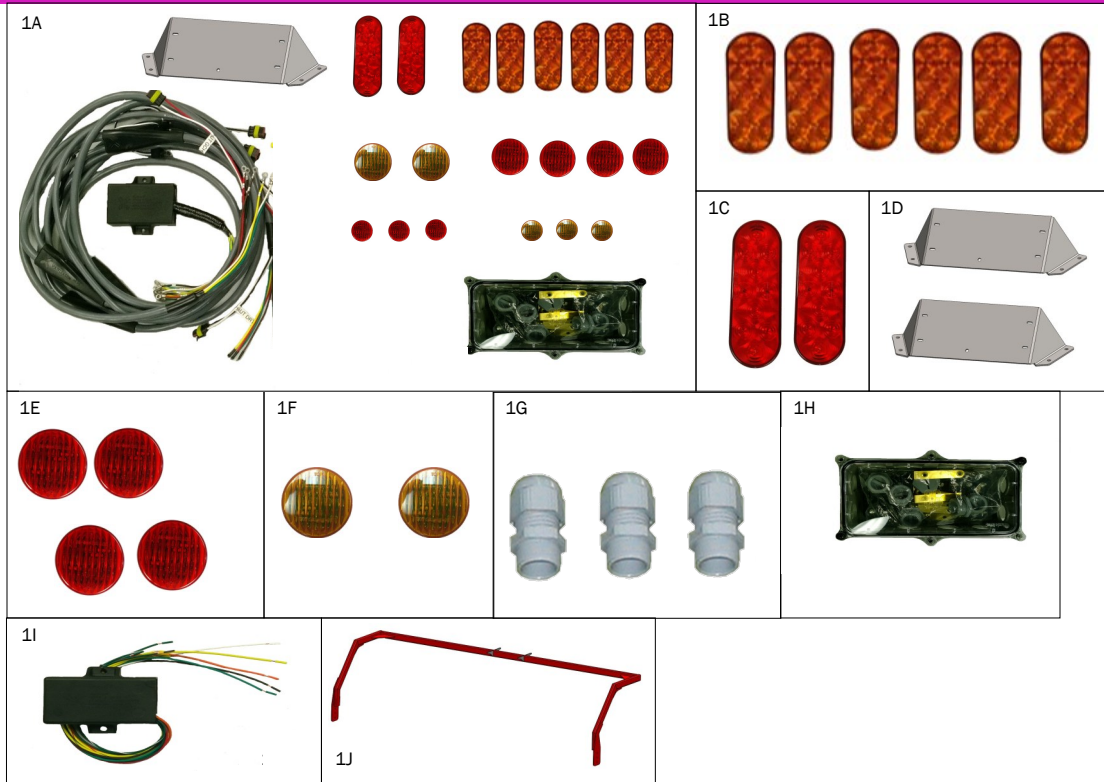
2) FRONT CONVEYOR

2A	DRIVERS GUARD (PRIMER)	11-H09-0003
2B	PASSENGER GUARD (PRIMER)	11-H09-0001

3) MUD FLAP

3A	MUD FLAP SUPPORT	11-H08-0002
3B	LANAU MUD FLAP	11-08-0008

Q SERIES



MUNICIPAL WIRING & LIGHT

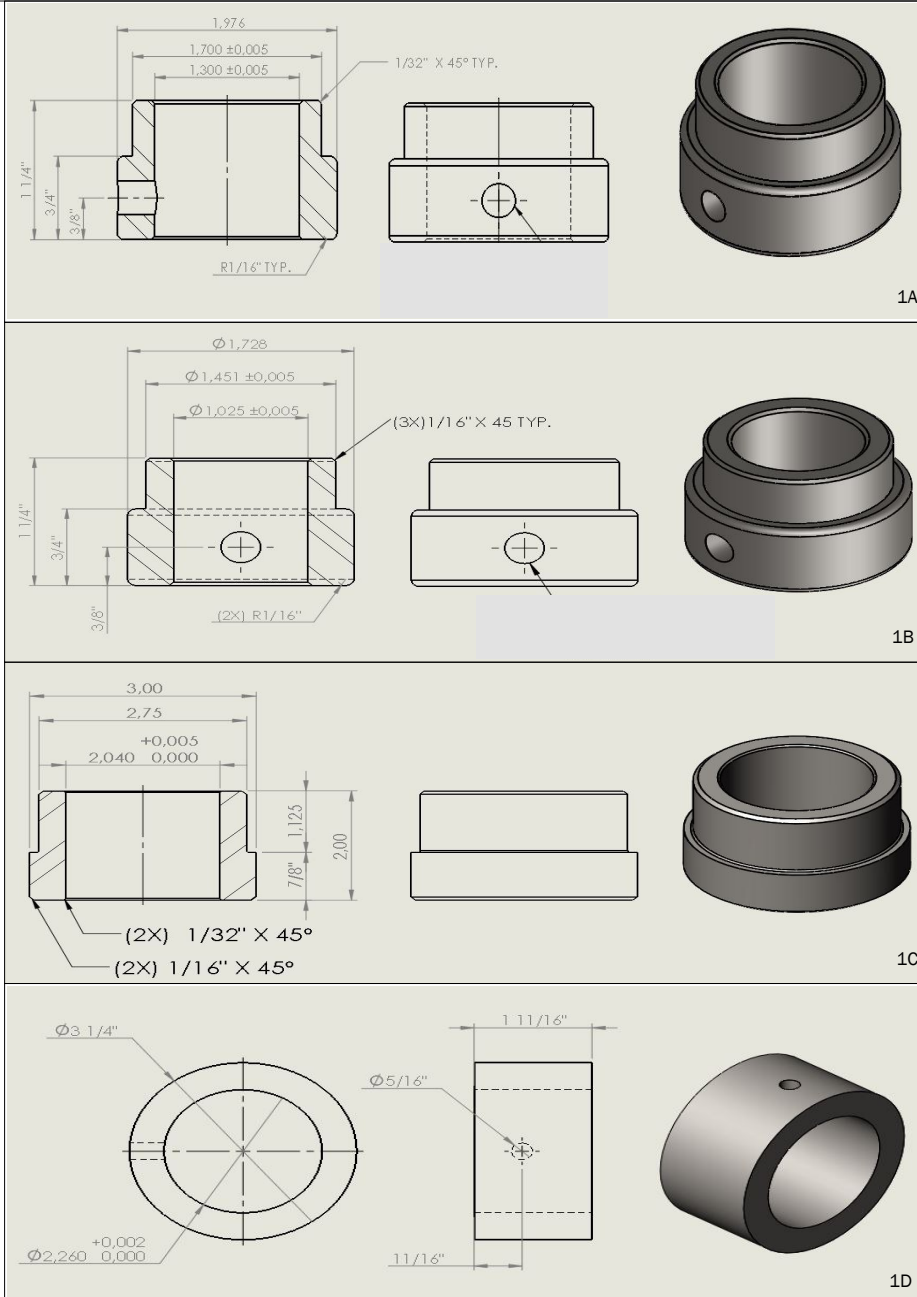
1) COMPLETE MUNICIPAL WIRING HARNESS KIT

LANAU #

Part Number	Description	LANAU #
1A	COMPLETE KIT	15-04-0011-4S
1B	ALTERNATIVE YELLOW OVAL LIGHT	15-04-0026
1C	RED OVAL LED LIGHT	15-04-0012
1D	MUNICIPAL LIGHT KIT (2 PARTS) PRIMER	9-0056-2
1E	2-1/2 in RED ROUND LED LIGHT	15-04-0011
1F	2-1/2 in YELLOW ROUND LED LIGHT	15-04-0025
1G	ADAPTOR	15-04-0050
1H	JONCTION BOX	15-04-0051
1I	ALTERNATING STROBE FLASH MODULES	15-04-0100
1J	MOUNT BEACON (PRIMER)	SUPPORT-GYROPHARE-ASS-EXT

S SERIES

BUSHINGS



1) BUSHINGS

LANAU

		LANAU #
1A	BUSHING 1 1/4" Ø FOR BUMPER	13-0029-1
1B	BUSHING 1" Ø FOR COAL DOOR	13-0029-2
1C	BUSHING 2" Ø FOR DOG HOUSE	7-70-0032-5
1D	BUSHING 3 1/4" Ø FOR CRADLE 50T KIT	11-02-0005-2

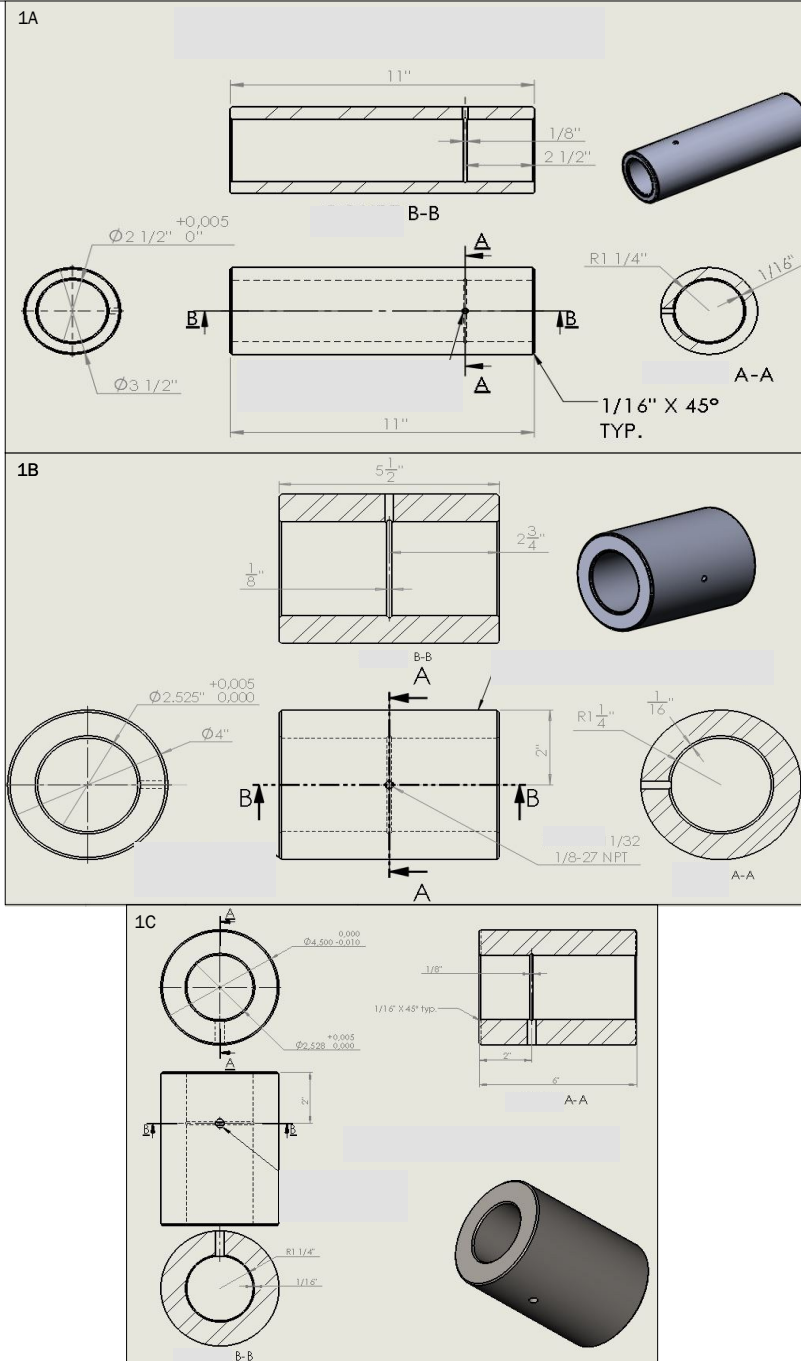
5291, Chemin du lac, St-Gabriel-de-Brandon (Québec) J0K 2N0 450-835-1777

lanau-industries.com



TRAILER

BUSHINGS



1) BUSHINGS

LANAU

		LANAU #
1A	BUSHING MIDDLE SILLS (3.5" O.D. X 2.5" I.D. X 11" LG.)	02-0088
1B	BUSHING BACK SILLS (4" O.D. X 2.5" I.D. X 5 1/2" LG.)	02-0088-4
1C	BUSHING FOR TRAILER (4" O.D. X 2.5" I.D. X 6" LG.)	02-0088-5

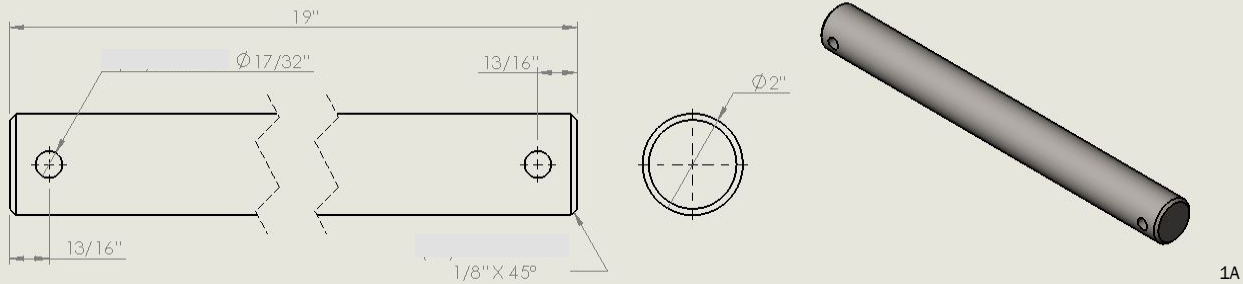
5291, Chemin du lac, St-Gabriel-de-Brandon (Québec) J0K 2N0 450-835-1777

lanau-industries.com

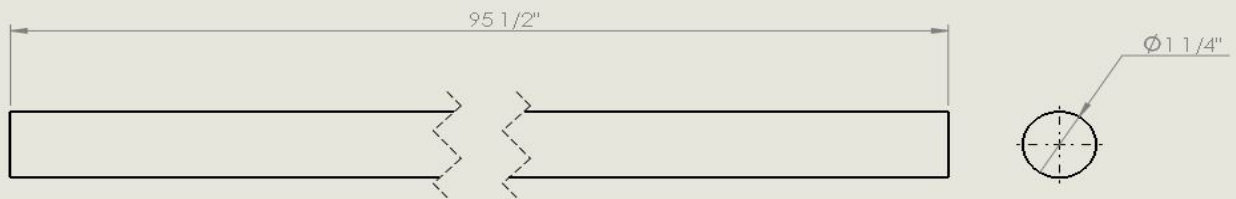


S SERIES

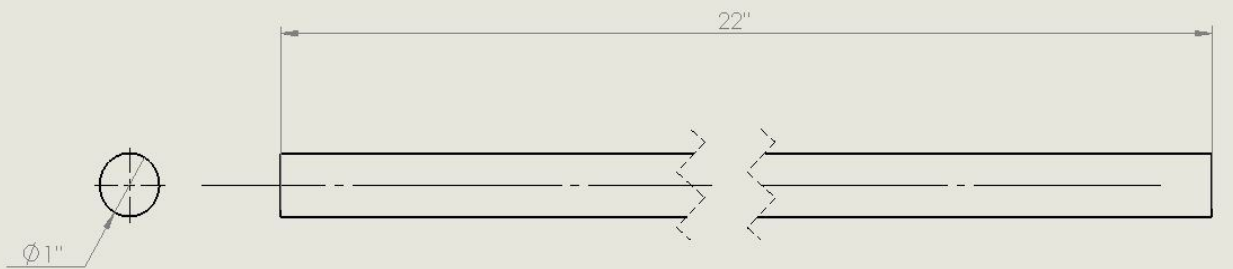
SHAFTS



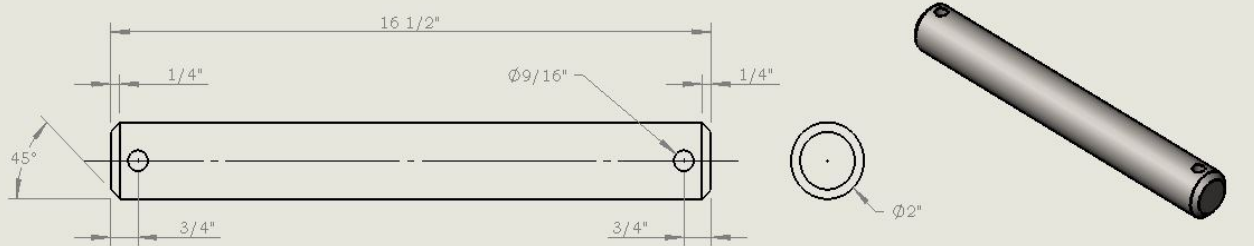
1A



1B



1C



1D

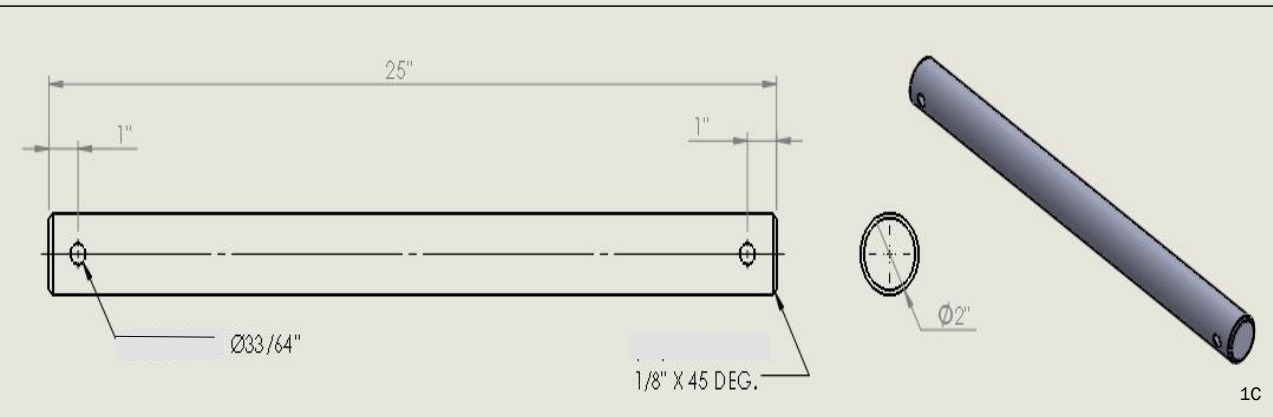
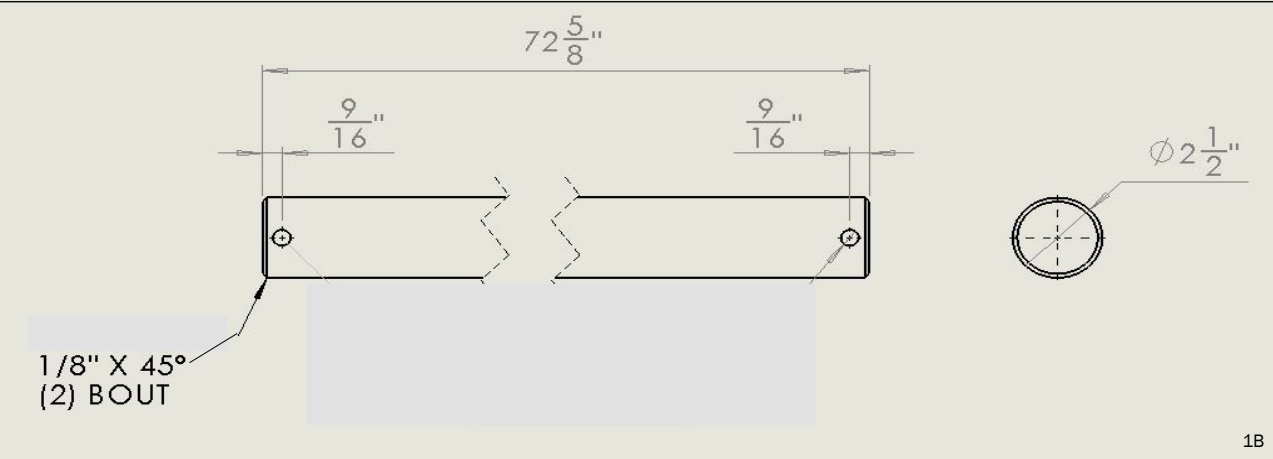
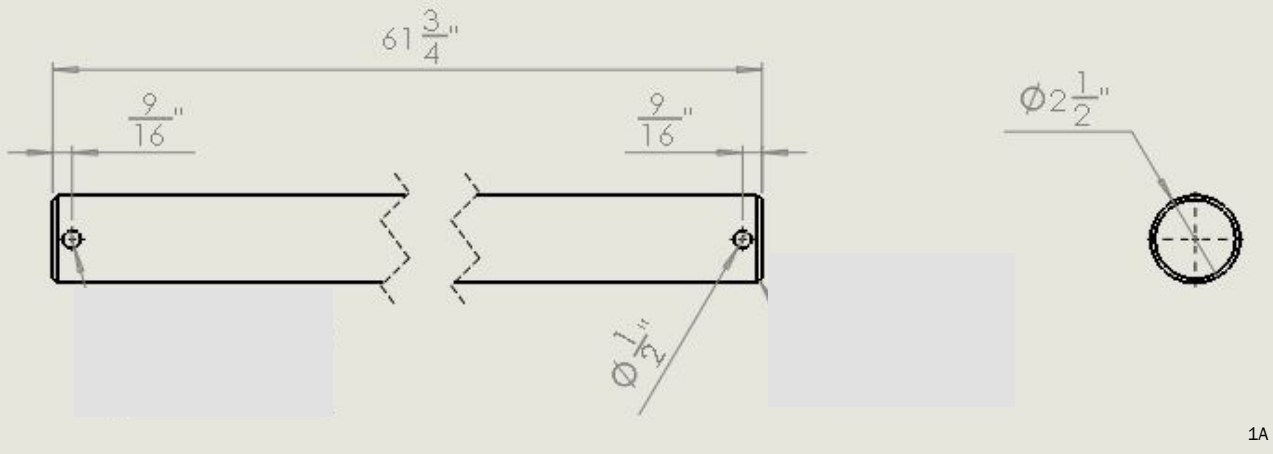
1) SHAFTS

LANAU

1A	SHAFT 2"Ø X 19" LG. FOR DOG HOUSE (7-70-0126
1B	SHAFT 1 1/4"Ø X 95 1/2" LG. FOR BUMPER	13-0071-5
1C	SHAFT 1"Ø X 22" LG. FOR COAL DOOR	8-0083-5
1D	SHAFT 2"Ø X 16 1/2" LG. FOR CRADLE 50T KIT	11-01-0022-24

TRAILER

SHAFTS



1) SHAFTS

LANAU #

1A	SHAFT 2 1/2"Ø X 61 3/4" LG. FOR BACK SILLS	02-0088-3
1B	SHAFT 2 1/2"Ø X 72 5/8" LG. FOR MIDDLE SILLS	02-0088-1
1C	SHAFT 2"Ø X 25" LG. FOR CYLINDER HEAD	7-0114

5291, Chemin du lac, St-Gabriel-de-Brandon (Québec) J0K 2N0 450-835-1777

lanau-industries.com



PRODUCTS



CHIPPER



HURRICANE



GRAPPLE



TRAILER



CUSTOM



DEFROST SPREADER

HARDOX[®]
WEAR PLATE

Hardox
<http://www.ssab.com/brands/hardox/>

USTarp
Covering America

Us tarp
<http://www.ustarp.com/>



Master Sourcing Inc.
<http://www.mastersourcinginc.com/>



Aero Industries
<http://www.aeroindustries.com/>



Les industries mailhot
<http://www.mailhotindustries.com/>

MAILHOT
INDUSTRIES



Higginson
<http://www.higginson.ca/>



SAF Holland
<http://www.safholland.com/>



Hyva
<http://www.hyva.com/>



Power-Link
<http://www.power-link.ca/>



Innovations Voltflex
<http://www.voltflex.com/fr/>



Earth quake!
<http://www.earthquakeindustries.com/>



Brantford Hydraulics Inc.
<http://www.brantfordhydraulics.com/>



Canimex
<http://www.canimex.com>

PARTNERS

